



City of Sugar Land, Texas

PY 2016 CDBG Consolidated Annual Performance & Evaluation Report (CAPER)

DUNS # 053502001

Prepared by

**City of Sugar Land
Environmental & Neighborhood
Services Department
December 19, 2017**

Joe R. Zimmerman, Mayor

**Himesh Gandhi
At Large 1**

**Mary Joyce
At Large 2**

**Steve R. Porter
District 1**

**Bridget Yeung
District 2**

**Amy Mitchell
District 3**

**Carol McCutcheon
District 4**

CR-05 - Goals and Outcomes

Progress the jurisdiction has made in carrying out its strategic plan and its action plan. 91.520(a)

This could be an overview that includes major initiatives and highlights that were proposed and executed throughout the program year.

During Program Year (PY) 2016, the City of Sugar Land followed initiatives incorporated into its third Annual Action Plan of the current five-year Consolidated Plan. Each year, the City of Sugar Land works to ensure that the CDBG program maximized the funding allocation and addressed all of the regulatory requirements of the program. The Annual Action Plan's goals were to:

- Continue to provide funding to public service subrecipients that serve Sugar Land residents;
- Encourage new public service subrecipients to apply for and receive CDBG funding to assist residents of Sugar Land;
- Continue to provide minor rehabilitation to deteriorating owner occupied housing and promote increased accessibility for elderly and disabled homeowners;
- Complete construction of the Lonnie Green Park Improvements; and
- Complete infrastructure improvements in Covington Woods.

In order to meet these goals and objectives, the City of Sugar Land allocated 15 percent of its PY 2016 CDBG funds to assist local public service agencies that serve residents throughout the City. This funding allocation allowed the City to assist a total of three public service agencies providing literacy and education, counseling to abused children, and senior food assistance. While the agencies were successful in providing services to residents, two agencies faced a few program challenges.

Child Advocates of Fort Bend fell short of meeting their beneficiary numbers and were unable to expend all of their funding allocation. This was the first year for funding this program and projections were estimated. Due to the type of services provided as part of the Court Appointed Special Advocates program, the number of clients served fluctuates each year.

The Literacy Council of Fort Bend County served 58 persons, just under its goal of serving 60 illiterate adults by providing General Educational Development (GED) and English as a Second Language (ESL) classes for residents. In PY 2016, the agency expended all of its allocation due to assisting duplicate clients and was able to serve 97% of its proposed number of beneficiaries.

The Fort Bend Seniors Meals on Wheels program met and far exceeded its goal of serving the elderly with prepared home-delivered meals. Indigent seniors and disabled persons received hot meals, frozen meals and emergency meals throughout the program year.

In serving the needs of the elderly, the agency expended its entire annual allocation.

While the Construction of Lonnie Green Park was originally proposed during PY 2015, higher than anticipated bids caused delays in the start of construction. The project was completed during PY 2016 without any further delays.

During PY 2016, the City of Sugar Land also completed the Covington Woods Street and Sidewalk Improvements that included the modification of sidewalk ramps to increase accessibility within the Covington Woods neighborhood.

The City of Sugar Land's housing rehabilitation activities were carried out by the Fort Bend CORPS. This non-profit agency rehabilitated eight (8) homes for low- to moderate-income residents, meeting their annual goal. Many of these homes were located in, but not limited to, the City's largest target area, Mayfield Park. During the program year, the agency met its proposed beneficiaries and expended nearly all of its funding.

Comparison of the proposed versus actual outcomes for each outcome measure submitted with the consolidated plan and explain, if applicable, why progress was not made toward meeting goals and objectives. 91.520(g)

Categories, priority levels, funding sources and amounts, outcomes/objectives, goal outcome indicators, units of measure, targets, actual outcomes/outputs, and percentage completed for each of the grantee's program year goals.

Goal	Category	Source / Amount	Indicator	Unit of Measure	Expected – Strategic Plan	Actual – Strategic Plan	Percent Complete	Expected – Program Year	Actual – Program Year	Percent Complete
Abused & Neglected Children	Public Services	CDBG: \$8,000	Public service activities other than Low/Moderate Income Housing Benefit	Persons Assisted	250	110	44%	20	7	35%
Domestic Violence Services	Public Services		Public service activities other than Low/Moderate Income Housing Benefit	Persons Assisted	150	0	0.00%			

Employment Training	Public Services	CDBG: \$11,875	Public service activities other than Low/Moderate Income Housing Benefit	Persons Assisted	400	120	30%	60	58	97%
Energy Efficiency Improvements	Affordable Housing		Homeowner Housing Rehabilitated	Household Housing Unit	40	0	0.00%			
General Public Services	Public Services		Public service activities other than Low/Moderate Income Housing Benefit	Persons Assisted	500	0	0.00%			
Handicapped Services	Public Services		Public service activities other than Low/Moderate Income Housing Benefit	Persons Assisted	25	0	0.00%			
Health Services	Public Services		Public service activities other than Low/Moderate Income Housing Benefit	Persons Assisted	200	22	11.00%			
Lead Based Paint/Lead Hazard Screening	Public Services		Public service activities other than Low/Moderate Income Housing Benefit	Persons Assisted	5	0	0.00%			
Legal Services	Public Services		Public service activities other than Low/Moderate Income Housing Benefit	Persons Assisted	25	0	0.00%			
Mental Health Services	Public Services		Public service activities other than Low/Moderate Income Housing Benefit	Persons Assisted	40	0	0.00%			

Rental Housing Subsidies	Homeless		Public service activities for Low/Moderate Income Housing Benefit	Households Assisted	10	0	0.00%			
Senior Services	Public Services	CDBG: \$19,965	Public service activities for Low/Moderate Income Housing Benefit	Households Assisted	200	89	45%	17	38	224%
Single Family Rehabilitation Program	Affordable Housing	CDBG: \$73,591	Homeowner Housing Rehabilitated	Household Housing Unit	40	18	45%	8	8	100%
Park Improvements	Non-Housing Community Development	CDBG: \$204,431	Public Facility or Infrastructure Activities other than Low/Moderate Income Housing Benefit	Projects Completed	2	0	0.00%	1	1	100%
Street Improvements	Non-Housing Community Development	CDBG: \$101,750	Public Facility or Infrastructure Activities for Low/Moderate Income Housing Benefit	Projects Completed	2	0	0.00%	1	1	100%
Substance Abuse Services	Public Services		Public service activities other than Low/Moderate Income Housing Benefit	Persons Assisted	20	0	0.00%			
Transportation Services	Public Services		Public service activities other than Low/Moderate Income Housing Benefit	Persons Assisted	50	0	0.00%			
Youth Services	Public Services		Public service activities other than Low/Moderate Income Housing Benefit	Persons Assisted	150	0	0.00%			

Table 1 - Accomplishments – Program Year & Strategic Plan to Date

Assess how the jurisdiction's use of funds, particularly CDBG, addresses the priorities and specific objectives identified in the plan, giving special attention to the highest priority activities identified.

The City of Sugar Land's highest priorities are delineated in the PY 2014-2018 Consolidated Plan and include a mix of public service, public facilities and housing objectives determined as such through the open public input process. During the 2016 Program Year, Sugar Land was able to address several of the high priority objectives through the use of CDBG funds, including park improvements, street and sidewalk improvements, senior services, and services to abused and neglected children. During the third year of the five-year Consolidated Plan, Sugar Land was able to focus on a few key high priority objectives with the limited resources available. The priorities established in the Consolidated Plan have been evaluated annually and will be adjusted accordingly with two years remaining in the Consolidated Plan. With the existing nonprofit capacity within the County, the City of Sugar Land has had limited response to provide many of the services included in the Consolidated Plan.

CR-10 - Racial and Ethnic composition of families assisted

Describe the families assisted (including the racial and ethnic status of families assisted).

91.520(a)

	CDBG
White	68
Black or African American	5
Asian	38
American Indian or American Native	0
Native Hawaiian or Other Pacific Islander	0
Total	111
Hispanic	29
Not Hispanic	82

Table 2 – Table of assistance to racial and ethnic populations by source of funds

Narrative

The City of Sugar Land has completed the table above to accurately reflect the racial categories captured in IDIS.

The City of Sugar Land is a diverse city with a population that is 43% White, 10% African American, 37% Asian, and 10% other races. Of those, 9% of the population is Hispanic. The breakdown of services provided to residents of the City of Sugar Land accurately reflects the demographics of the city and the needs within the community.

CR-15 - Resources and Investments 91.520(a)

Identify the resources made available

Source of Funds	Source	Resources Made Available	Amount Expended During Program Year
CDBG	CDBG	267,181	254,330.31

Table 3 - Resources Made Available

Narrative

During PY 2016, the City of Sugar Land leveraged approximately \$50,000 in general funds toward the goals of the CDBG program. CDBG funding does not specifically set match requirements; however, the City of Sugar Land works to leverage substantial dollars to extend the services available to low and moderate income persons. These matching funds consisted of general administrative funds and included staff salaries for the program and the associated CDBG infrastructure projects.

Identify the geographic distribution and location of investments

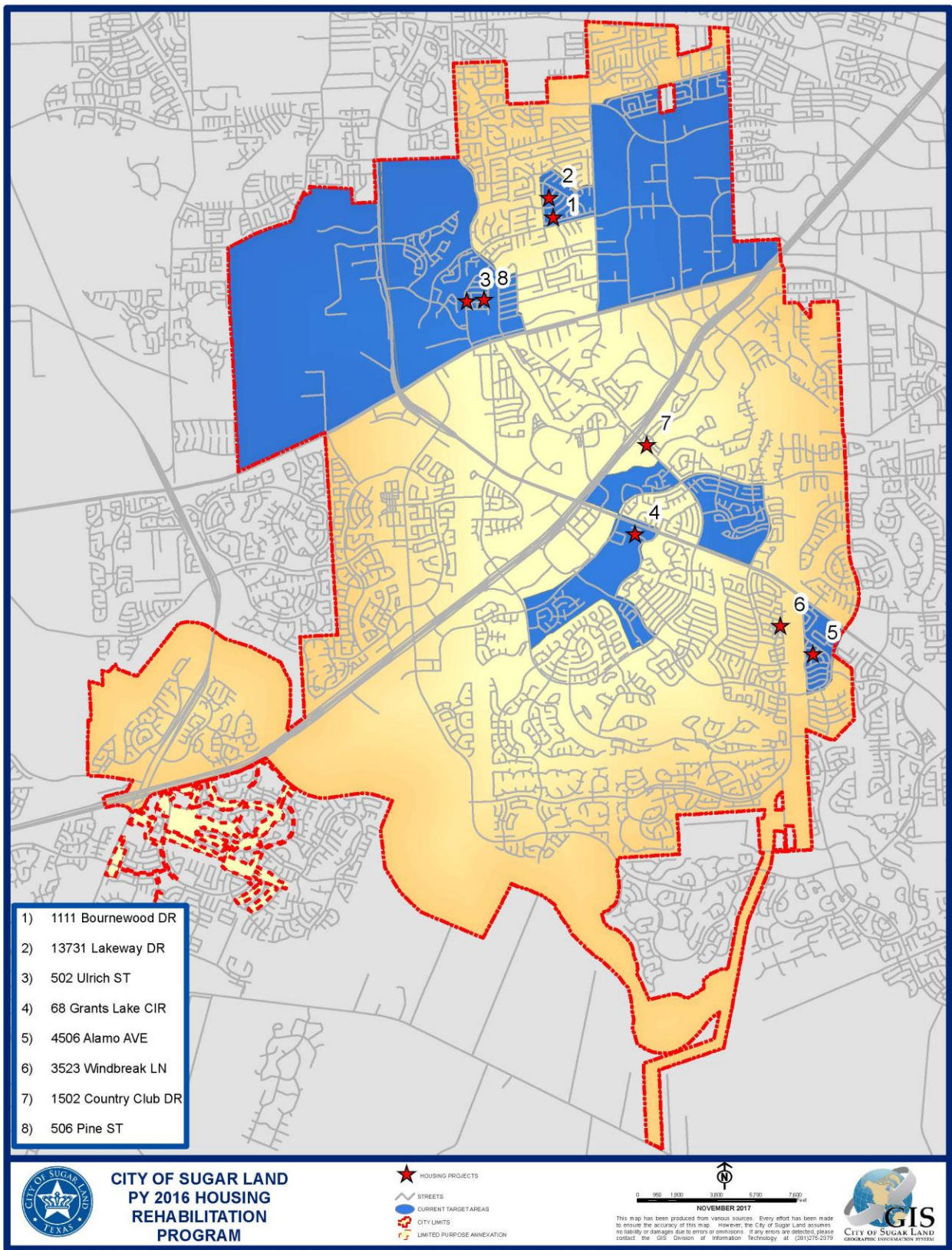
Target Area	Planned Percentage of Allocation	Actual Percentage of Allocation	Narrative Description
Barrington Place/ Ashford Lakes/ Oak Hollow	0		
Covington Woods	38	38	Street and Sidewalk Improvements
Englewood Place	0		
Grants Lake Multifamily	0		
Lakefield	0		
Mayfield Park	0		
Prison Staff Housing	0		
The Highlands/ Edgewater	0		

Table 4 – Identify the geographic distribution and location of investments

Narrative

Public service and housing rehabilitation programs serve the general low- to moderate-income residents of Sugar Land. However, public facilities projects completed during Program Year 2016 include Lonnie Green Park Improvements focused on Mayfield Park/The Hill, a CDBG Target Area located within Census Tract/Block Group 672200-2 and Covington Woods Street and Sidewalk Improvements focused in Covington Woods Target Area located in Census Tract/Block Group 672302-2. Resources were committed to ensure that the residents of both the Mayfield Park and Covington Woods areas had adequate park space, streets and sidewalks within their neighborhoods. The City utilized prior year CDBG funds to complete the design and construction of the Lonnie Green Park Improvements.

The Fort Bend CORPS rehabilitates homes for low- to moderate-income owners throughout Sugar Land, but the vast majority of the homes served to date have been in Mayfield Park. Through the efforts of the Fort Bend CORPS and the City of Sugar Land, the Mayfield Park neighborhood is being provided decent housing and a more livable environment for all of its residents. This year, the distribution of households receiving housing rehabilitation services included multiple neighborhoods. A map denoting the location of each of the eight (8) homes rehabilitated during PY 2016 is attached below.



The design phase of the Lonnie Green Park Improvements project began in PY 2014 and was completed in PY 2016 as part of the construction for the Lonnie Green Park improvements. Construction was initially proposed for completion in PY 2015, but the project was delayed due to higher than anticipated initial bids. The necessary rebidding of the project caused some delays but were not significant.

The City of Sugar Land makes every effort to maximize its public service agencies' involvement within the community, and in so doing, the City attempts to utilize the maximum allowable funding for public service agencies each program year to assist residents in need throughout the city limits.

The Literacy Council of Fort Bend County's program provides literacy education to the immigrant population and to those adults with reading limitations. This service continues to enhance the overall literacy of Sugar Land and the employability of those residents receiving literacy education. The program has been a successful anti-poverty program for those who previously were unable to secure employment at a livable wage due to language and reading barriers.

The Fort Bend Seniors Meals on Wheels program has improved the living conditions of low- to moderate-income homebound seniors throughout the City of Sugar Land through the delivery of prepared meals. This service increases the senior's ability to age in place as they would otherwise not have nutritious meals and would often not eat for several days.

Child Advocates of Fort Bend uses CDBG funds to provide court appointed advocacy for abused children residing throughout the City. Through these services, abused children have advocates that are able to speak on their behalf during court hearings.

As a result of this funding, the neighborhoods with the greatest need, including Mayfield Park/The Hill and Covington Woods, and the residents with the greatest needs, the youth, the elderly, the illiterate, and the abused, have benefited greatly by the services funded through the CDBG program. As these neighborhoods benefit and the residents in need of assistance benefit, the City as a whole benefits as well.

Leveraging

Explain how federal funds leveraged additional resources (private, state and local funds), including a description of how matching requirements were satisfied, as well as how any publicly owned land or property located within the jurisdiction that were used to address the needs identified in the plan.

Through its CDBG allocation, the City of Sugar Land is able to contribute only a small portion to each agency's overall budget. Public service agencies must therefore use private donations and other resources to leverage their CDBG funding. Due to the small amount of funding received each year, none of the prioritized activities are solely funded with federal dollars. Through their independent fundraising, which includes state, foundation and private dollars, subrecipients leverage approximately \$1.96 million towards services for local Sugar Land residents. The CDBG funding to the Fort Bend CORPS has allowed the agency to also secure additional private funds and volunteer labor through their Hearts and Hammers program to provide housing rehabilitation to deteriorating homes within Sugar Land.

CR-20 - Affordable Housing 91.520(b)

Evaluation of the jurisdiction's progress in providing affordable housing, including the number and types of families served, the number of extremely low-income, low-income, moderate-income, and middle-income persons served.

	One-Year Goal	Actual
Number of Homeless households to be provided affordable housing units	0	0
Number of Non-Homeless households to be provided affordable housing units	4	5
Number of Special-Needs households to be provided affordable housing units	4	4
Total	8	8

Table 5 – Number of Households

	One-Year Goal	Actual
Number of households supported through Rental Assistance	0	0
Number of households supported through The Production of New Units	0	0
Number of households supported through Rehab of Existing Units	8	8
Number of households supported through Acquisition of Existing Units	0	0
Total	8	8

Table 6 – Number of Households Supported

Discuss the difference between goals and outcomes and problems encountered in meeting these goals.

The City of Sugar Land is not a recipient of Federal HOME or ESG funding and therefore is limited in the development of new affordable housing options or the provision of housing to assist homeless populations. The City targets funding to the preservation of existing affordable housing through the funding of a housing rehabilitation program that assisted eight (8) families during the 2016 Program Year. Of the families that received assistance, two (2) were moderate income and six (6) were extremely low income.

Discuss how these outcomes will impact future annual action plans.

The City of Sugar Land has a well-established relationship with the Fort Bend CORPS to provide rehabilitation assistance for low income families. As resources have become more limited, the City works with Fort Bend CORPS to refine its outreach program to ensure those individuals with the greatest need are aware of the program and are able to access assistance. This will ensure that assistance is provided to residents least likely to apply before their homes reach a higher level of disrepair.

Include the number of extremely low-income, low-income, and moderate-income persons served by each activity where information on income by family size is required to determine the eligibility of the activity.

Number of Households Served	CDBG Actual	HOME Actual
Extremely Low-income	6	0
Low-income	0	0
Moderate-income	2	0
Total	8	0

Table 7 – Number of Households Served

Narrative Information

Of the eight (8) families that received assistance, two (2) were moderate income, and six (6) were extremely low income. Over half of the families assisted are elderly, disabled, or a single female head of household and often are in need of modifications to their homes to allow for greater accessibility and the homeowner's ability to age in place. This is reflective of the City's desire to provide services to families with the greatest need for assistance.

CR-25 - Homeless and Other Special Needs 91.220(d, e); 91.320(d, e); 91.520(c)

Evaluate the jurisdiction's progress in meeting its specific objectives for reducing and ending homelessness through:

Reaching out to homeless persons (especially unsheltered persons) and assessing their individual needs

Despite not receiving an ESG allocation, the City of Sugar Land has worked with the Coalition for the Homeless Houston/Harris County, Fort Bend Independent School District, and Continuum of Care participants to coordinate efforts to address the needs of homeless persons. Staff encourage the submission of funding requests from Continuum of Care participants and consult with providers of health, mental health and service agencies, in addition to the Sugar Land Police Department and Fort Bend ISD Homeless Coordinator to better assess the community need. In addition, the City of Sugar Land is supportive of the efforts of Fort Bend County to assist homeless persons throughout the County.

Addressing the emergency shelter and transitional housing needs of homeless persons

The City of Sugar Land does not have any emergency shelters or transitional housing specifically located within its city limits. While the City has funded emergency shelter efforts for victims of domestic violence in the past, the small allocation of funding received has been a deterrent to many organizations seeking a more substantial allocation. In addition, the difficulties in complying with federal funding requirements have led to a lack of interested homeless providers. The lack of qualified and interested service providers restricts the amount of services available to the community.

Helping low-income individuals and families avoid becoming homeless, especially extremely low-income individuals and families and those who are: likely to become homeless after being discharged from publicly funded institutions and systems of care (such as health care facilities, mental health facilities, foster care and other youth facilities, and corrections programs and institutions); and, receiving assistance from public or private agencies that address housing, health, social services, employment, education, or youth needs

The City's primary homeless prevention activities during PY 2016 were the rehabilitation of deteriorating owner-occupied housing for low and moderate income residents, including elderly and disabled persons. Without ESG funds, the City does not provide specific homeless prevention funding. The Fort Bend CORPS provides housing rehabilitation that can lengthen the life span of a structure, thus making it habitable for those who would otherwise become homeless if their property were to be condemned. In utilizing the PY 2016 CDBG funds, the Fort Bend CORPS provided minor housing rehabilitation to eight (8) low- to moderate-income

owner-occupied homes within the City of Sugar Land. The City also encourages agencies to participate in the Houston region Continuum of Care process and to apply to the County and State for ESG funding.

Helping homeless persons (especially chronically homeless individuals and families, families with children, veterans and their families, and unaccompanied youth) make the transition to permanent housing and independent living, including shortening the period of time that individuals and families experience homelessness, facilitating access for homeless individuals and families to affordable housing units, and preventing individuals and families who were recently homeless from becoming homeless again

Despite working with the Coalition for the Homeless Houston/Harris County and Fort Bend ISD, identifying literally homeless and more specifically chronically homeless persons from the Sugar Land area can be difficult as many homeless families are doubled up and not literally homeless. To ensure services to families in need of housing, the City of Sugar Land continued to discuss the process of coordinated intake with the Coalition for the Homeless Houston/Harris County. While the coordinated intake and referral system is available for implementation, referrals for residents of Sugar Land have been difficult to document, making it difficult for the City to substantiate need.

Persons being discharged from publicly funded institutions such as the criminal justice system are eligible for reentry services from the facility at which they are being discharged. Program assistance focuses on key factors that include housing, employment, health care, transportation, and financial resources. These efforts are coordinated with local service providers to ensure a complete approach to reentry.

CR-30 - Public Housing 91.220(h); 91.320(j)

Actions taken to address the needs of public housing

The City of Sugar Land does not have any public housing located within its city limits and does not have a public housing authority that serves its residents.

Actions taken to encourage public housing residents to become more involved in management and participate in homeownership

Not applicable.

Actions taken to provide assistance to troubled PHAs

Not applicable.

CR-35 - Other Actions 91.220(j)-(k); 91.320(i)-(j)

Actions taken to remove or ameliorate the negative effects of public policies that serve as barriers to affordable housing such as land use controls, tax policies affecting land, zoning ordinances, building codes, fees and charges, growth limitations, and policies affecting the return on residential investment. 91.220 (j); 91.320 (i)

The City of Sugar Land has made continuous efforts to better inform the community regarding diverse housing options and their benefits. The City of Sugar Land continues to work on updating its Land Use Plan, which documents the land use policies that guide development within the City. This update is a multi-phase project that includes numerous opportunities for public input. The update process was on-going during PY 2016 and will continue to include the finalization of the vision, goals and policies associated with the Land Use Plan and development within the City.

While the City of Sugar Land is not a recipient of HOME dollars, approximately 25% of the City's annual CDBG allocation has historically been allocated to fund minor housing rehabilitation. With this assistance, low income individuals and their families receive assistance for the repair of their home to help retain affordable housing options currently available.

Actions taken to address obstacles to meeting underserved needs. 91.220(k); 91.320(j)

The largest obstacle to meeting the needs of underserved populations is the limited available funding. Each year, the amount of available funding is reduced, therefore requiring the City to reduce the allocation to service agencies that provide assistance to low income residents. The City of Sugar Land works with service providers to better leverage their resources to meet the needs of underserved populations.

The next most concerning obstacle is the lack of qualified and interested service providers. Unfortunately, the difficulties in complying with federal funding requirements have led to a lack of interested homeless providers. Despite the City's outreach to service providers, a simplified application process, and increased technical assistance, the lack of qualified and interested service providers restricts the amount of services available to the community.

In order to address these obstacles, the City of Sugar Land collaborates internally with its departments and funds strong community organizations focused on assisting underserved populations. In working with the Police Department, Parks Department, and Engineering Department, the Environmental and Neighborhood Services Department is able to better assess and meet the needs of underserved communities. By continuing to fund well-established community organizations, the City is able to assist vulnerable populations. Through these collaborative efforts, populations at risk, including abused children, the elderly and disabled

persons, receive much needed services.

Actions taken to reduce lead-based paint hazards. 91.220(k); 91.320(j)

The City of Sugar Land is committed to reducing lead hazards. As a result, all housing rehabilitation projects that involve disturbing exterior or interior paint are tested for lead-based paint prior to the rehabilitation. The housing rehabilitation subrecipient contracts with certified lead testers for all lead-based paint tests. When lead-based paint is identified, the appropriate lead hazard control methods are incorporated into the rehabilitation project. During PY 2016, three (3) of the eight (8) homes rehabilitated were built before 1978, but none of the houses tested positive for lead-based paint.

The City, through its contract with the Fort Bend CORPS as a housing rehabilitation subrecipient, will continue to provide information to neighborhood organizations, applicants for rehabilitation work and interested residents regarding lead poisoning and hazards and how to identify problems, receive blood tests and access treatment.

Actions taken to reduce the number of poverty-level families. 91.220(k); 91.320(j)

The City of Sugar Land works to ensure that all programs and policies established to support and funded by the CDBG program have a goal of assisting low and moderate income families to prevent the cycle of poverty. Programs and services are intended to provide families with continued opportunities.

To aid in increasing low income families' access to employment, the City of Sugar Land funds the Literacy Council of Fort Bend County's program to provide literacy education to the immigrant population and to low income adults with reading limitations. This service has greatly enhanced the overall literacy of Sugar Land and the employability of those residents receiving literacy education. The program has been a successful anti-poverty program for those who previously were unable to secure employment at a livable wage due to language and reading barriers. Through this goal, 58 persons received assistance during Program Year 2016.

Child Advocates of Fort Bend was able to serve seven (7) abused and neglected children during Program Year 2016 with court appointed advocacy services. These services give children and their families an opportunity to heal and move beyond the trauma of their abuse to become more successful adults.

The Home Rehabilitation project was able to provide eight (8) low income families an opportunity to remain in accessible, safe and permanent housing. Housing provides families and particularly children an opportunity to stabilize their lives. Minor housing rehabilitation and accessibility modifications help elderly and disabled persons to remain in their homes.

Actions taken to develop institutional structure. 91.220(k); 91.320(j)

The Environmental and Neighborhood Services Department of the City of Sugar Land managed the CDBG program during PY 2016. The Assistant Director was the ultimate staff member responsible for the program and reported to the Director who reported to the Assistant City Manager, City Manager, Mayor and City Council. City staff was assigned to oversee the day-to-day operations of the CDBG program, and management consultants were contracted to assist in the implementation of the program and provide technical assistance to city staff. The Finance Department administered the financial reporting, disbursement of funds and management of the award, and the Engineering, Parks & Recreation and Public Works Departments assisted in administering community development projects, including the Design and Construction of Lonnie Green Park Improvements and Covington Woods Street & Sidewalk Improvements, to ensure compliance with pertinent construction requirements.

The City of Sugar Land has worked during the 2016 Program Year to continue effective coordination efforts between its internal departments to meet the needs of underserved populations. The Environmental and Neighborhood Services, Engineering, Public Works, Parks & Recreation, and Police Departments coordinate to ensure needs are assessed quickly and effectively. Whether a service, housing, or public facility need, internal referral systems serve to ensure residents of Sugar Land receive assistance needed in a timely fashion for increased safety and security.

Actions taken to enhance coordination between public and private housing and social service agencies. 91.220(k); 91.320(j)

While the City of Sugar Land does not have public housing available, the City is working to coordinate efforts with service agencies to ensure the availability of housing to persons in need. City departments such as the Environmental and Neighborhood Services Department as well as the Sugar Land Police Department work with Fort Bend ISD and regional homeless service providers to identify the needs of homeless persons and help stabilize their lives by finding them proper housing resources.

Identify actions taken to overcome the effects of any impediments identified in the jurisdictions analysis of impediments to fair housing choice. 91.520(a)

To ameliorate the barriers to affordable housing during the 2016 Program Year, the City of Sugar Land committed approximately 25% of the City's annual CDBG allocation to fund minor housing rehabilitation. Low income individuals and their families receive assistance for the repair of their home to help retain affordable housing options currently available.

The City of Sugar Land also worked during PY 2016 to better inform the community regarding

diverse housing options and their benefits. The City of Sugar Land continues to update its Land Use Plan, which documents the land use policies that guide development within the City. This update is a multi-phase project that includes numerous opportunities for public input. This process continued during PY 2016 and is anticipated to be completed during PY 2017 with the finalization of the vision, goals and policies associated with the Land Use Plan and development within the City.

In addition, the City continued to provide information about housing choice and fair housing by distributing brochures to the local libraries and subrecipient agencies receiving CDBG funds. This distribution provides multiple avenues for Sugar Land residents to receive the information.

CR-40 - Monitoring 91.220 and 91.230

Describe the standards and procedures used to monitor activities carried out in furtherance of the plan and used to ensure long-term compliance with requirements of the programs involved, including minority business outreach and the comprehensive planning requirements

The City of Sugar Land's monitoring strategy is designed to assist staff in fulfilling its regulatory obligation in monitoring subrecipients, including city departments. The purpose for this monitoring strategy is to ensure proper program performance, financial performance and regulatory compliance in accordance with HUD regulations.

Staff and contract consultants have the responsibility to ensure that each subrecipient, including each recipient city department, is adhering to its approved scope of service, budget and schedule of service. Each subrecipient or city department must also abide by the regulatory guidelines set forth by HUD in providing benefits to low- to moderate-income persons and/or eliminating a slum or blighted condition.

The monitoring process is an on-going process of planning, implementation, communication and follow-up. Under normal circumstances, on-site monitoring is conducted at least once a year. However, if the activity or program is considered to have a high-risk of non-compliance, a more frequent monitoring schedule may be developed based on these factors and the nature of the activity or program being performed. High risk programs may include housing rehabilitation, economic development or acquisition, multiple activities or programs undertaken by any subrecipient or city department for the first time, and programs undertaken by an agency or department with a history of staff turnovers, reporting problems, or monitoring findings.

Monitoring provides a basis for assessing a program's operations and identifying problems. A secondary goal of monitoring is to obtain ongoing data for use in determining program achievement. Evaluations summarize monitoring findings and program goals, and they measure progress toward those goals during the provision of services.

Through PY 2016, the Environmental and Neighborhood Services Department had the responsibility for overall CDBG performance and Consolidated Plan compliance, including the performance of its subrecipients. The Department partners with and coordinates the monitoring activities with the contract consultants. Clear record keeping requirements for programs is essential for grant accountability, and the responsibility for maintaining many of the records is assigned to the subrecipients and city departments. This includes responsibility for documenting activities with special requirements, such as necessary determinations, income certifications or written agreements with beneficiaries, where applicable.

The contract consultants and city staff host mandatory meetings and workshops for all subrecipients prior to the signing of subrecipient contracts. These workshops provide information about desk reviews, the monitoring process, the record-keeping and monitoring forms, compliance issues and schedules for reporting. Before actual monitoring begins, a pre-monitoring email and letter are sent to the designated person(s) at the subrecipient agency or city department to discuss the overall expectations, information to be viewed and the time frame for site visits.

The city staff and consultants conduct site visits of the activities or projects of each subrecipient or city department. The monitoring process consists of the monitors examining time records, client files, financial records, equipment and machinery where applicable. The procedure for conducting the monitoring consists of the following:

- Each subrecipient or city department is notified, in writing and via email, of a date, time, place and information to be viewed and discussed.
- A conference is held with a Board Member, Executive Director, Department Head and/or staff persons working with or salaried through the program or activity being funded.
- The actual monitoring visit is conducted by completing the monitoring interview forms, viewing documentation and if applicable, viewing rehabilitated sites, where appropriate.
- Monitoring visits conclude with persons attending the entrance conference being advised of possible deficiencies, if any.

A monitoring letter is transmitted advising of the monitoring visit findings (which are violations of laws or regulations which can result in the de-obligation of funds) or concerns (which could result in a finding if not properly corrected) and indicates that the subrecipient should address any findings and/or concerns within thirty (30) days.

The monitoring visits also allow city staff and consultants to discuss solutions to possible problems that may have occurred from past experiences with a particular subrecipient or city department. The consultants and city staff are also available to meet one-on-one with subrecipients throughout the year as need arises.

During a monitoring visit, the monitors have the right to view any and all files that are related to a particular program or activity that is being funded with CDBG funds.

Monthly cost control and client summary documentation is due from each subrecipient on or before the 15th of each month. Copies of invoices, canceled checks, etc. are requested as documentation along with the cost control and client summary documentation. Continual

delays in the submissions of these reports may affect this grant allocation and future allocations.

Any subrecipient that receives \$750,000 or more in federal funds in one (1) year must have an independent audit performed which complies with the OMB Circular A-133 Single Audit Act.

The City of Sugar Land's CDBG program must meet all requirements set forth by the U.S. Department of Housing and Urban Development and the Office of Management and Budget. The City conducts an independent audit annually to ensure that CDBG funds are used in accordance with program requirements.

Citizen Participation Plan 91.105(d); 91.115(d)

Describe the efforts to provide citizens with reasonable notice and an opportunity to comment on performance reports.

The CAPER was available for citizen review and comment during the period of November 16, 2017 through November 30, 2017, and a public notice to that effect was posted in the general circulation newspaper on November 15, 2017. In addition, the public notice was also posted on the public bulletin board at City Hall and on the City's website. A copy of the newspaper notice is included within the Attachments.

The City also added an advertisement on the municipal television station; this advertisement was in print as well as audio for those individuals with hearing or visual disabilities. The municipal television station can also be accessed on the City's website for those individuals who do not subscribe to cable television services. In addition, the City's website has a tool that allows for the translation of text into several languages for non-English speakers. The City of Sugar Land received no comments or citizen complaints during the required comment period.

During the program year, the City hosted two public hearings, including one that invited local nonprofits, regarding the upcoming year's proposed funding allocation and posted the Annual Action Plan for public review and the receipt of comments for at least thirty days. During the development of the Annual Action Plan, City Council members are briefed on staff's recommendations for funding and provide their input and considerations. The funding recommendations are brought before City Council at a regularly-scheduled City Council meeting as is the Action Plan upon conclusion of the 30-day public comment period. During City Council meetings, residents are afforded the opportunity to speak on any agenda item, including the CDBG program. The City Council meetings are also televised live and repeated throughout the week on the municipal cable channel. If residents do not have access to the municipal cable

channel, they can also view the City Council meetings on the City's website.

CR-45 - CDBG 91.520(c)

Specify the nature of, and reasons for, any changes in the jurisdiction's program objectives and indications of how the jurisdiction would change its programs as a result of its experiences.


During Program Year 2016, the City of Sugar Land developed and executed the third year of its Annual Action Plan for the current five-year Consolidated Plan. With two years remaining as part of the Consolidated Plan, the City of Sugar Land is evaluating the need for changes to the its program objectives. As the City works through PY 2017, the City will assess current needs as well as available service providers to determine the likelihood of meeting identified objectives.

Does this Jurisdiction have any open Brownfields Economic Development Initiative (BEDI) grants?

The City of Sugar Land does not have any open Brownfields Economic Development Initiative grants.

[BEDI grantees] Describe accomplishments and program outcomes during the last year.

The City of Sugar Land is not a BEDI grantee.



Office of Community Planning and Development
U.S. Department of Housing and Urban Development
Integrated Disbursement and Information System
PR26 - CDBG Financial Summary Report
Program Year 2016
SUGAR LAND , TX

DATE: 12-05-17
TIME: 7:38
PAGE: 1

PART I: SUMMARY OF CDBG RESOURCES

01 UNEXPENDED CDBG FUNDS AT END OF PREVIOUS PROGRAM YEAR	209,543.43
02 ENTITLEMENT GRANT	267,181.00
03 SURPLUS URBAN RENEWAL	0.00
04 SECTION 108 GUARANTEED LOAN FUNDS	0.00
05 CURRENT YEAR PROGRAM INCOME	0.00
05a CURRENT YEAR SECTION 108 PROGRAM INCOME (FOR SI TYPE)	0.00
06 FUNDS RETURNED TO THE LINE-OF-CREDIT	0.00
06a FUNDS RETURNED TO THE LOCAL CDBG ACCOUNT	0.00
07 ADJUSTMENT TO COMPUTE TOTAL AVAILABLE	0.00
08 TOTAL AVAILABLE (SUM, LINES 01-07)	476,724.43

PART II: SUMMARY OF CDBG EXPENDITURES

09 DISBURSEMENTS OTHER THAN SECTION 108 REPAYMENTS AND PLANNING/ADMINISTRATION	409,454.49
10 ADJUSTMENT TO COMPUTE TOTAL AMOUNT SUBJECT TO LOW/MOD BENEFIT	0.00
11 AMOUNT SUBJECT TO LOW/MOD BENEFIT (LINE 09 + LINE 10)	409,454.49
12 DISBURSED IN IDIS FOR PLANNING/ADMINISTRATION	52,000.00
13 DISBURSED IN IDIS FOR SECTION 108 REPAYMENTS	0.00
14 ADJUSTMENT TO COMPUTE TOTAL EXPENDITURES	0.00
15 TOTAL EXPENDITURES (SUM, LINES 11-14)	461,454.49
16 UNEXPENDED BALANCE (LINE 08 - LINE 15)	15,269.94

PART III: LOWMOD BENEFIT THIS REPORTING PERIOD

17 EXPENDED FOR LOW/MOD HOUSING IN SPECIAL AREAS	0.00
18 EXPENDED FOR LOW/MOD MULTI-UNIT HOUSING	0.00
19 DISBURSED FOR OTHER LOW/MOD ACTIVITIES	409,454.49
20 ADJUSTMENT TO COMPUTE TOTAL LOW/MOD CREDIT	0.00
21 TOTAL LOW/MOD CREDIT (SUM, LINES 17-20)	409,454.49
22 PERCENT LOW/MOD CREDIT (LINE 21/LINE 11)	100.00%

LOW/MOD BENEFIT FOR MULTI-YEAR CERTIFICATIONS


23 PROGRAM YEARS(PY) COVERED IN CERTIFICATION	PY: 2016 PY: PY:
24 CUMULATIVE NET EXPENDITURES SUBJECT TO LOW/MOD BENEFIT CALCULATION	0.00
25 CUMULATIVE EXPENDITURES BENEFITING LOW/MOD PERSONS	0.00
26 PERCENT BENEFIT TO LOW/MOD PERSONS (LINE 25/LINE 24)	0.00%

PART IV: PUBLIC SERVICE (PS) CAP CALCULATIONS

27 DISBURSED IN IDIS FOR PUBLIC SERVICES	33,735.19
28 PS UNLIQUIDATED OBLIGATIONS AT END OF CURRENT PROGRAM YEAR	0.00
29 PS UNLIQUIDATED OBLIGATIONS AT END OF PREVIOUS PROGRAM YEAR	0.00
30 ADJUSTMENT TO COMPUTE TOTAL PS OBLIGATIONS	0.00
31 TOTAL PS OBLIGATIONS (LINE 27 + LINE 28 - LINE 29 + LINE 30)	33,735.19
32 ENTITLEMENT GRANT	267,181.00
33 PRIOR YEAR PROGRAM INCOME	0.00
34 ADJUSTMENT TO COMPUTE TOTAL SUBJECT TO PS CAP	0.00
35 TOTAL SUBJECT TO PS CAP (SUM, LINES 32-34)	267,181.00
36 PERCENT FUNDS OBLIGATED FOR PS ACTIVITIES (LINE 31/LINE 35)	12.63%

PART V: PLANNING AND ADMINISTRATION (PA) CAP

37 DISBURSED IN IDIS FOR PLANNING/ADMINISTRATION	52,000.00
38 PA UNLIQUIDATED OBLIGATIONS AT END OF CURRENT PROGRAM YEAR	0.00
39 PA UNLIQUIDATED OBLIGATIONS AT END OF PREVIOUS PROGRAM YEAR	0.00
40 ADJUSTMENT TO COMPUTE TOTAL PA OBLIGATIONS	0.00
41 TOTAL PA OBLIGATIONS (LINE 37 + LINE 38 - LINE 39 +LINE 40)	52,000.00
42 ENTITLEMENT GRANT	267,181.00
43 CURRENT YEAR PROGRAM INCOME	0.00
44 ADJUSTMENT TO COMPUTE TOTAL SUBJECT TO PA CAP	0.00
45 TOTAL SUBJECT TO PA CAP (SUM, LINES 42-44)	267,181.00
46 PERCENT FUNDS OBLIGATED FOR PA ACTIVITIES (LINE 41/LINE 45)	19.46%



Office of Community Planning and Development
U.S. Department of Housing and Urban Development
Integrated Disbursement and Information System
PR26 - CDBG Financial Summary Report
Program Year 2016
SUGAR LAND , TX

DATE: 12-05-17
TIME: 7:38
PAGE: 2

LINE 17 DETAIL: ACTIVITIES TO CONSIDER IN DETERMINING THE AMOUNT TO ENTER ON LINE 17


Report returned no data.

LINE 18 DETAIL: ACTIVITIES TO CONSIDER IN DETERMINING THE AMOUNT TO ENTER ON LINE 18

Report returned no data.

LINE 19 DETAIL: ACTIVITIES INCLUDED IN THE COMPUTATION OF LINE 19

Plan Year	IDIS Project	IDIS Activity	Voucher Number	Activity Name	Matrix Code	National Objective	Drawn Amount
2014	1	127	6017767	Design of Lonnie Green Park Improvements	03F	LMA	\$785.00
2014	1	127	6017768	Design of Lonnie Green Park Improvements	03F	LMA	\$326.03
2014	1	127	6017769	Design of Lonnie Green Park Improvements	03F	LMA	\$521.65
2014	1	127	6038707	Design of Lonnie Green Park Improvements	03F	LMA	\$19.73
2014	1	127	6046209	Design of Lonnie Green Park Improvements	03F	LMA	\$1,040.77
2015	1	134	6046215	Construction of Lonnie Green Park Improvements	03F	LMA	\$171,597.60
2015	1	134	6046221	Construction of Lonnie Green Park Improvements	03F	LMA	\$12,390.30
2015	1	134	6088332	Construction of Lonnie Green Park Improvements	03F	LMA	\$20,443.10
					03F	Matrix Code	\$207,124.18
2016	1	145	6088331	Covington Woods Street & Sidewalk Improvements	03K	LMA	\$96,200.00
2016	1	145	6094652	Covington Woods Street & Sidewalk Improvements	03K	LMA	\$206.73
					03K	Matrix Code	\$96,406.73
2016	2	144	6017782	Meals on Wheels	05A	LMCSV	\$2,269.68
2016	2	144	6017784	Meals on Wheels	05A	LMCSV	\$2,443.44
2016	2	144	6038715	Meals on Wheels	05A	LMCSV	\$2,581.26
2016	2	144	6038716	Meals on Wheels	05A	LMCSV	\$2,142.42
2016	2	144	6038717	Meals on Wheels	05A	LMCSV	\$1,784.33
2016	2	144	6067331	Meals on Wheels	05A	LMCSV	\$2,266.44
2016	2	144	6067334	Meals on Wheels	05A	LMCSV	\$2,055.06
2016	2	144	6093108	Meals on Wheels	05A	LMCSV	\$2,425.86
2016	2	144	6093110	Meals on Wheels	05A	LMCSV	\$1,932.91
2016	2	144	6093113	Meals on Wheels	05A	LMCSV	\$63.27
					05A	Matrix Code	\$19,964.67
2016	3	143	6017777	Literacy Tutoring	05H	LMC	\$1,355.16
2016	3	143	6017778	Literacy Tutoring	05H	LMC	\$1,458.66
2016	3	143	6017780	Literacy Tutoring	05H	LMC	\$1,373.28
2016	3	143	6038712	Literacy Tutoring	05H	LMC	\$1,463.87
2016	3	143	6038713	Literacy Tutoring	05H	LMC	\$1,339.64
2016	3	143	6038714	Literacy Tutoring	05H	LMC	\$1,412.77
2016	3	143	6067336	Literacy Tutoring	05H	LMC	\$1,289.82
2016	3	143	6067339	Literacy Tutoring	05H	LMC	\$827.05
2016	3	143	6078103	Literacy Tutoring	05H	LMC	\$566.59
2016	3	143	6088326	Literacy Tutoring	05H	LMC	\$493.39
2016	3	143	6088329	Literacy Tutoring	05H	LMC	\$294.77
					05H	Matrix Code	\$11,875.00
2016	4	142	6017775	Court Appointed Special Advocates	05N	LMC	\$398.55
2016	4	142	6017776	Court Appointed Special Advocates	05N	LMC	\$344.40
2016	4	142	6038708	Court Appointed Special Advocates	05N	LMC	\$156.91
2016	4	142	6038710	Court Appointed Special Advocates	05N	LMC	\$134.61
2016	4	142	6067320	Court Appointed Special Advocates	05N	LMC	\$212.42
2016	4	142	6067323	Court Appointed Special Advocates	05N	LMC	\$230.83
2016	4	142	6067325	Court Appointed Special Advocates	05N	LMC	\$159.45
2016	4	142	6067327	Court Appointed Special Advocates	05N	LMC	\$76.52
2016	4	142	6088320	Court Appointed Special Advocates	05N	LMC	\$7.49
2016	4	142	6088322	Court Appointed Special Advocates	05N	LMC	\$121.96
2016	4	142	6093100	Court Appointed Special Advocates	05N	LMC	\$26.20
2016	4	142	6093102	Court Appointed Special Advocates	05N	LMC	\$26.18



Office of Community Planning and Development
U.S. Department of Housing and Urban Development
Integrated Disbursement and Information System
PR26 - CDBG Financial Summary Report
Program Year 2016
SUGAR LAND , TX


DATE: 12-05-17
TIME: 7:38
PAGE: 3

Plan Year	IDIS Project	IDIS Activity	Voucher Number	Activity Name	Matrix Code	National Objective	Drawn Amount
					05N	Matrix Code	\$1,895.52
2016	5	141	6078099	Home Rehabilitation Program	14A	LMH	\$8,961.43
2016	5	141	6078101	Home Rehabilitation Program	14A	LMH	\$16,581.51
2016	5	141	6088325	Home Rehabilitation Program	14A	LMH	\$10,022.84
2016	5	141	6093103	Home Rehabilitation Program	14A	LMH	\$2,981.84
2016	5	141	6093106	Home Rehabilitation Program	14A	LMH	\$33,640.77
					14A	Matrix Code	\$72,188.39
Total							\$409,454.49

LINE 27 DETAIL: ACTIVITIES INCLUDED IN THE COMPUTATION OF LINE 27

Plan Year	IDIS Project	IDIS Activity	Voucher Number	Activity Name	Matrix Code	National Objective	Drawn Amount
2016	2	144	6017782	Meals on Wheels	05A	LMCSV	\$2,269.68
2016	2	144	6017784	Meals on Wheels	05A	LMCSV	\$2,443.44
2016	2	144	6038715	Meals on Wheels	05A	LMCSV	\$2,581.26
2016	2	144	6038716	Meals on Wheels	05A	LMCSV	\$2,142.42
2016	2	144	6038717	Meals on Wheels	05A	LMCSV	\$1,784.33
2016	2	144	6067331	Meals on Wheels	05A	LMCSV	\$2,266.44
2016	2	144	6067334	Meals on Wheels	05A	LMCSV	\$2,055.06
2016	2	144	6093108	Meals on Wheels	05A	LMCSV	\$2,425.86
2016	2	144	6093110	Meals on Wheels	05A	LMCSV	\$1,932.91
2016	2	144	6093113	Meals on Wheels	05A	LMCSV	\$63.27
					05A	Matrix Code	\$19,964.67
2016	3	143	6017777	Literacy Tutoring	05H	LMC	\$1,355.16
2016	3	143	6017778	Literacy Tutoring	05H	LMC	\$1,458.66
2016	3	143	6017780	Literacy Tutoring	05H	LMC	\$1,373.28
2016	3	143	6038712	Literacy Tutoring	05H	LMC	\$1,463.87
2016	3	143	6038713	Literacy Tutoring	05H	LMC	\$1,339.64
2016	3	143	6038714	Literacy Tutoring	05H	LMC	\$1,412.77
2016	3	143	6067336	Literacy Tutoring	05H	LMC	\$1,289.82
2016	3	143	6067339	Literacy Tutoring	05H	LMC	\$827.05
2016	3	143	6078103	Literacy Tutoring	05H	LMC	\$566.59
2016	3	143	6088326	Literacy Tutoring	05H	LMC	\$493.39
2016	3	143	6088329	Literacy Tutoring	05H	LMC	\$294.77
					05H	Matrix Code	\$11,875.00
2016	4	142	6017775	Court Appointed Special Advocates	05N	LMC	\$398.55
2016	4	142	6017776	Court Appointed Special Advocates	05N	LMC	\$344.40
2016	4	142	6038708	Court Appointed Special Advocates	05N	LMC	\$156.91
2016	4	142	6038710	Court Appointed Special Advocates	05N	LMC	\$134.61
2016	4	142	6067320	Court Appointed Special Advocates	05N	LMC	\$212.42
2016	4	142	6067323	Court Appointed Special Advocates	05N	LMC	\$230.83
2016	4	142	6067325	Court Appointed Special Advocates	05N	LMC	\$159.45
2016	4	142	6067327	Court Appointed Special Advocates	05N	LMC	\$76.52
2016	4	142	6088320	Court Appointed Special Advocates	05N	LMC	\$7.49
2016	4	142	6088322	Court Appointed Special Advocates	05N	LMC	\$121.96
2016	4	142	6093100	Court Appointed Special Advocates	05N	LMC	\$26.20
2016	4	142	6093102	Court Appointed Special Advocates	05N	LMC	\$26.18
					05N	Matrix Code	\$1,895.52
Total							\$33,735.19


LINE 37 DETAIL: ACTIVITIES INCLUDED IN THE COMPUTATION OF LINE 37



Office of Community Planning and Development
U.S. Department of Housing and Urban Development
Integrated Disbursement and Information System
PR26 - CDBG Financial Summary Report
Program Year 2016
SUGAR LAND , TX

DATE: 12-05-17
TIME: 7:38
PAGE: 4

Plan Year	IDIS Project	IDIS Activity	Voucher Number	Activity Name	Matrix Code	National Objective	Drawn Amount
2016	6	140	6017771	Administration	21A		\$4,333.00
2016	6	140	6017772	Administration	21A		\$4,333.00
2016	6	140	6017774	Administration	21A		\$4,333.00
2016	6	140	6038703	Administration	21A		\$4,333.00
2016	6	140	6038704	Administration	21A		\$4,333.00
2016	6	140	6046206	Administration	21A		\$4,333.00
2016	6	140	6067316	Administration	21A		\$4,333.00
2016	6	140	6067317	Administration	21A		\$4,333.00
2016	6	140	6078097	Administration	21A		\$4,333.00
2016	6	140	6088317	Administration	21A		\$4,333.00
2016	6	140	6088334	Administration	21A		\$4,333.00
2016	6	140	6093097	Administration	21A		\$4,337.00
Total					21A	Matrix Code	\$52,000.00
							\$52,000.00




U.S. Department of Housing and Urban Development
Office of Community Planning and Development
Integrated Disbursement and Information System
CDBG Summary of Accomplishments
Program Year: 2016

DATE: 12-06-17
TIME: 9:22
PAGE: 1

SUGAR LAND

Count of CDBG Activities with Disbursements by Activity Group & Matrix Code

Activity Group	Activity Category	Open Count	Open Activities Disbursed	Completed Count	Completed Activities Disbursed	Program Year Count	Total Activities Disbursed
Housing	Rehab; Single-Unit Residential (14A)	0	\$0.00	1	\$72,188.39	1	\$72,188.39
	Total Housing	0	\$0.00	1	\$72,188.39	1	\$72,188.39
Public Facilities and Improvements	Parks, Recreational Facilities (03F)	0	\$0.00	2	\$207,124.18	2	\$207,124.18
	Street Improvements (03K)	0	\$0.00	1	\$96,406.73	1	\$96,406.73
	Total Public Facilities and Improvements	0	\$0.00	3	\$303,530.91	3	\$303,530.91
Public Services	Senior Services (05A)	0	\$0.00	1	\$19,964.67	1	\$19,964.67
	Employment Training (05H)	0	\$0.00	1	\$11,875.00	1	\$11,875.00
	Abused and Neglected Children (05N)	0	\$0.00	1	\$1,895.52	1	\$1,895.52
	Total Public Services	0	\$0.00	3	\$33,735.19	3	\$33,735.19
General Administration and Planning	General Program Administration (21A)	0	\$0.00	1	\$52,000.00	1	\$52,000.00
	Total General Administration and Planning	0	\$0.00	1	\$52,000.00	1	\$52,000.00
Grand Total		0	\$0.00	8	\$461,454.49	8	\$461,454.49




U.S. Department of Housing and Urban Development
Office of Community Planning and Development
Integrated Disbursement and Information System
CDBG Summary of Accomplishments
Program Year: 2016

DATE: 12-06-17
TIME: 9:22
PAGE: 2

SUGAR LAND

CDBG Sum of Actual Accomplishments by Activity Group and Accomplishment Type

Activity Group	Matrix Code	Accomplishment Type	Program Year		
			Open Count	Completed Count	Totals
Housing	Rehab; Single-Unit Residential (14A)	Housing Units	0	8	8
	Total Housing		0	8	8
Public Facilities and Improvements	Parks, Recreational Facilities (03F)	Public Facilities	0	4,575	4,575
	Street Improvements (03K)	Persons	0	965	965
	Total Public Facilities and Improvements		0	5,540	5,540
Public Services	Senior Services (05A)	Persons	0	38	38
	Employment Training (05H)	Persons	0	58	58
	Abused and Neglected Children (05N)	Persons	0	7	7
	Total Public Services		0	103	103
Grand Total			0	5,651	5,651




U.S. Department of Housing and Urban Development
Office of Community Planning and Development
Integrated Disbursement and Information System
CDBG Summary of Accomplishments
Program Year: 2016

DATE: 12-06-17
TIME: 9:22
PAGE: 3

SUGAR LAND

CDBG Beneficiaries by Racial / Ethnic Category

Housing-Non Housing	Race				
		Total Persons	Total Hispanic Persons	Total Households	Total Hispanic Households
Housing	White	0	0	6	3
	Asian	0	0	2	0
	Total Housing	0	0	8	3
Non Housing	White	62	24	0	0
	Black/African American	5	0	0	0
	Asian	36	0	0	0
	Total Non Housing	103	24	0	0
Grand Total	White	62	24	6	3
	Black/African American	5	0	0	0
	Asian	36	0	2	0
	Total Grand Total	103	24	8	3



U.S. Department of Housing and Urban Development
Office of Community Planning and Development
Integrated Disbursement and Information System
CDBG Summary of Accomplishments
Program Year: 2016

DATE: 12-06-17
TIME: 9:22
PAGE: 4

SUGAR LAND

CDBG Beneficiaries by Income Category

	Income Levels	Owner Occupied	Renter Occupied	Persons
Housing	Extremely Low ($\leq 30\%$)	6	0	0
	Low ($>30\%$ and $\leq 50\%$)	0	0	0
	Mod ($>50\%$ and $\leq 80\%$)	2	0	0
	Total Low-Mod	8	0	0
	Non Low-Mod ($>80\%$)	0	0	0
	Total Beneficiaries	8	0	0
Non Housing	Extremely Low ($\leq 30\%$)	0	0	72
	Low ($>30\%$ and $\leq 50\%$)	0	0	13
	Mod ($>50\%$ and $\leq 80\%$)	0	0	18
	Total Low-Mod	0	0	103
	Non Low-Mod ($>80\%$)	0	0	0
	Total Beneficiaries	0	0	103

PGM YEAR	PROJ ID	IDIS ACT ID	ACTIVITY NAME	STATUS	MTX CD	NTL OBJ	Total		CDBG DRAWN AMOUNT	OCCUPIED TOTAL	UNITS L/M	% L/M	CUMULATIVE	
							EST. AMT	% CDBG					OCCUPIED OWNER	UNITS RENTER
2016	3284	141	Home Rehabilitation Program	COM	14A	LMH	72,188.39	100.0	72,188.39	8	8	100.0	8	0
2016 TOTALS: BUDGETED/UNDERWAY							0.00	0.0	0.00	0	0	0.0	0	0
COMPLETED							72,188.39	100.0	72,188.39	8	8	100.0	8	0
							72,188.39	100.0	72,188.39	8	8	100.0	8	0

PGM YEAR	PROJ ID	IDIS ACT ID	ACTIVITY NAME	STATUS	MTX CD	NTL OBJ	Total		CDBG DRAWN AMOUNT	OCCUPIED TOTAL	UNITS L/M	% L/M	CUMULATIVE	
							EST. AMT	% CDBG					OCCUPIED OWNER	UNITS RENTER
2015	4182	138	Home Rehabilitation Program	COM	14A	LMH	70,000.00	100.0	70,000.00	8	8	100.0	8	0
2015 TOTALS: BUDGETED/UNDERWAY							0.00	0.0	0.00	0	0	0.0	0	0
COMPLETED							70,000.00	100.0	70,000.00	8	8	100.0	8	0
							70,000.00	100.0	70,000.00	8	8	100.0	8	0

PGM YEAR	PROJ ID	IDIS ACT ID	ACTIVITY NAME	STATUS	MTX CD	NTL OBJ	Total		CDBG DRAWN AMOUNT	OCCUPIED TOTAL	UNITS L/M	% L/M	CUMULATIVE	
							EST. AMT	% CDBG					OCCUPIED OWNER	UNITS RENTER
2014	2189	132	Home Rehabilitation Program	COM	14A	LMH	74,896.78	100.0	74,896.78	10	10	100.0	10	0
2014 TOTALS: BUDGETED/UNDERWAY							0.00	0.0	0.00	0	0	0.0	0	0
COMPLETED							74,896.78	100.0	74,896.78	10	10	100.0	10	0
							74,896.78	100.0	74,896.78	10	10	100.0	10	0

U.S. Department of Housing and Urban Development
Office of Community Planning and Development
Integrated Disbursement and Information System
CDBG Housing Activities
SUGAR LAND, TX

PGM YEAR	PROJ ID	IDIS ACT ID	ACTIVITY NAME	STATUS	MTX NTL		Total		CDBG DRAWN AMOUNT	OCCUPIED TOTAL	UNITS L/M	% L/M	CUMULATIVE	
					CD	OBJ	EST. AMT	% CDBG					OCCUPIED OWNER	UNITS RENTER
2013	6913	125	Minor Home Rehabilitation Program	COM	14A	LMH	79,361.78	100.0	79,361.78	10	10	100.0	10	0
2013 TOTALS: BUDGETED/UNDERWAY							0.00	0.0	0.00	0	0	0.0	0	0
COMPLETED							79,361.78	100.0	79,361.78	10	10	100.0	10	0
							79,361.78	100.0	79,361.78	10	10	100.0	10	0

PGM YEAR	PROJ ID	IDIS ACT ID	ACTIVITY NAME	STATUS	MTX NTL		Total		CDBG DRAWN AMOUNT	OCCUPIED TOTAL	UNITS L/M	% L/M	CUMULATIVE	
					CD	OBJ	EST. AMT	% CDBG					OCCUPIED OWNER	UNITS RENTER
2012	5101	119	Fort Bend CORPS Housing Rehabilitation	COM	14A	LMH	76,217.95	100.0	76,217.95	13	13	100.0	13	0
2012 TOTALS: BUDGETED/UNDERWAY							0.00	0.0	0.00	0	0	0.0	0	0
COMPLETED							76,217.95	100.0	76,217.95	13	13	100.0	13	0
							76,217.95	100.0	76,217.95	13	13	100.0	13	0

PGM YEAR	PROJ ID	IDIS ACT ID	ACTIVITY NAME	STATUS	MTX NTL		Total		CDBG DRAWN AMOUNT	OCCUPIED TOTAL	UNITS L/M	% L/M	CUMULATIVE	
					CD	OBJ	EST. AMT	% CDBG					OCCUPIED OWNER	UNITS RENTER
2011	5908	110	Fort Bend Corps Housing Rehab	COM	14A	LMH	76,747.00	100.0	76,747.00	11	11	100.0	11	0
2011 TOTALS: BUDGETED/UNDERWAY							0.00	0.0	0.00	0	0	0.0	0	0
COMPLETED							76,747.00	100.0	76,747.00	11	11	100.0	11	0
							76,747.00	100.0	76,747.00	11	11	100.0	11	0

PGM YEAR	PROJ ID	IDIS ACT ID	ACTIVITY NAME	STATUS	MTX NTL		Total		CDBG DRAWN AMOUNT	OCCUPIED TOTAL	UNITS L/M	% L/M	CUMULATIVE	
					CD	OBJ	EST. AMT	% CDBG					OCCUPIED OWNER	UNITS RENTER

U.S. Department of Housing and Urban Development
Office of Community Planning and Development
Integrated Disbursement and Information System
CDBG Housing Activities
SUGAR LAND, TX

2010	1395	97 Housing Rehab	COM	14A	LMH	91,854.00	100.0	91,854.00	13	13	100.0	13	0
2010 TOTALS: BUDGETED/UNDERWAY						0.00	0.0	0.00	0	0	0.0	0	0
COMPLETED						91,854.00	100.0	91,854.00	13	13	100.0	13	0
						91,854.00	100.0	91,854.00	13	13	100.0	13	0

PGM YEAR	PROJ ID	IDIS ACT ID	ACTIVITY NAME	STATUS	MTX CD	NTL OBJ	Total		CDBG DRAWN AMOUNT	OCCUPIED TOTAL	UNITS L/M	% L/M	CUMULATIVE	
							EST. AMT	% CDBG					OCCUPIED OWNER	UNITS RENTER
2009	3609	89	FT Bend CORPS Housing Rehab	COM	14A	LMH	84,735.00	100.0	84,735.00	16	16	100.0	16	0
2009	6839	93	CDBG-R Housing	COM	14F	LMH	0.00		0.00	23	23	100.0	23	0
2009 TOTALS: BUDGETED/UNDERWAY							0.00	0.0	0.00	0	0	0.0	0	0
COMPLETED							84,735.00	100.0	84,735.00	39	39	100.0	39	0
							84,735.00	100.0	84,735.00	39	39	100.0	39	0

PGM YEAR	PROJ ID	IDIS ACT ID	ACTIVITY NAME	STATUS	MTX CD	NTL OBJ	Total		CDBG DRAWN AMOUNT	OCCUPIED TOTAL	UNITS L/M	% L/M	CUMULATIVE	
							EST. AMT	% CDBG					OCCUPIED OWNER	UNITS RENTER
2008	0003	71	FORT BEND CORPS - MINOR HOME REPAIR	COM	14A	LMH	78,140.04	100.0	78,140.04	16	16	100.0	16	0
2008 TOTALS: BUDGETED/UNDERWAY							0.00	0.0	0.00	0	0	0.0	0	0
COMPLETED							78,140.04	100.0	78,140.04	16	16	100.0	16	0
							78,140.04	100.0	78,140.04	16	16	100.0	16	0

PGM YEAR	PROJ ID	IDIS ACT ID	ACTIVITY NAME	STATUS	MTX CD	NTL OBJ	Total		CDBG DRAWN AMOUNT	OCCUPIED TOTAL	UNITS L/M	% L/M	CUMULATIVE	
							EST. AMT	% CDBG					OCCUPIED OWNER	UNITS RENTER
2007	0003	62	MINOR HOME REPAIRS	COM	14A	LMH	65,983.36	100.0	65,983.36	13	13	100.0	13	0

U.S. Department of Housing and Urban Development
Office of Community Planning and Development
Integrated Disbursement and Information System
CDBG Housing Activities
SUGAR LAND, TX

													2007	TOTALS: BUDGETED/UNDERWAY			0.00	0.0	0.00	0	0	0.0	0	0
														COMPLETED	65,983.36	100.0	65,983.36	13	13	100.0	13	0		
															65,983.36	100.0	65,983.36	13	13	100.0	13	0		
															CUMULATIVE									
PGM	PROJ	IDIS											MTX	NTL	Total		CDBG	OCCUPIED	UNITS		OCCUPIED	UNITS		
YEAR	ID	ACT ID	ACTIVITY NAME										STATUS	CD	OBJ	EST. AMT	% CDBG	DRAWN AMOUNT	TOTAL	L/M	% L/M	OWNER	RENTER	
2006	0006	56	FORT BEND COMMUNITY REVITALIZATION										COM	14A	LMH	77,000.00	100.0	77,000.00	20	20	100.0	20	0	
													2006	TOTALS: BUDGETED/UNDERWAY			0.00	0.0	0.00	0	0	0.0	0	0
														COMPLETED	77,000.00	100.0	77,000.00	20	20	100.0	20	0		
															77,000.00	100.0	77,000.00	20	20	100.0	20	0		
															CUMULATIVE									
PGM	PROJ	IDIS											MTX	NTL	Total		CDBG	OCCUPIED	UNITS		OCCUPIED	UNITS		
YEAR	ID	ACT ID	ACTIVITY NAME										STATUS	CD	OBJ	EST. AMT	% CDBG	DRAWN AMOUNT	TOTAL	L/M	% L/M	OWNER	RENTER	
2005	0008	46	FORT BEND COMMUNITY REVITALIZATION										COM	14A	LMH	106,510.00	100.0	106,510.00	17	17	100.0	17	0	
													2005	TOTALS: BUDGETED/UNDERWAY			0.00	0.0	0.00	0	0	0.0	0	0
														COMPLETED	106,510.00	100.0	106,510.00	17	17	100.0	17	0		
															106,510.00	100.0	106,510.00	17	17	100.0	17	0		
															CUMULATIVE									
PGM	PROJ	IDIS											MTX	NTL	Total		CDBG	OCCUPIED	UNITS		OCCUPIED	UNITS		
YEAR	ID	ACT ID	ACTIVITY NAME										STATUS	CD	OBJ	EST. AMT	% CDBG	DRAWN AMOUNT	TOTAL	L/M	% L/M	OWNER	RENTER	
2004	0001	30	MINOR HOME REPAIRS										COM	14A	LMH	102,693.54	100.0	102,693.54	25	25	100.0	25	0	
													2004	TOTALS: BUDGETED/UNDERWAY			0.00	0.0	0.00	0	0	0.0	0	0
														COMPLETED	102,693.54	100.0	102,693.54	25	25	100.0	25	0		

							102,693.54	100.0	102,693.54	25	25	100.0	25	0
PGM YEAR	PROJ ID	IDIS ACT ID	ACTIVITY NAME	STATUS	MTX CD	NTL OBJ	Total EST. AMT	% CDBG	CDBG DRAWN AMOUNT	OCCUPIED TOTAL	UNITS L/M	% L/M	CUMULATIVE OCCUPIED OWNER	UNITS RENTER
2003	0001	21	FORT BEND CORPS	COM	14A	LMH	100,000.00	100.0	100,000.00	25	25	100.0	0	25
2003 TOTALS: BUDGETED/UNDERWAY							0.00	0.0	0.00	0	0	0.0	0	0
COMPLETED							100,000.00	100.0	100,000.00	25	25	100.0	0	25
							100,000.00	100.0	100,000.00	25	25	100.0	0	25
PGM YEAR	PROJ ID	IDIS ACT ID	ACTIVITY NAME	STATUS	MTX CD	NTL OBJ	Total EST. AMT	% CDBG	CDBG DRAWN AMOUNT	OCCUPIED TOTAL	UNITS L/M	% L/M	CUMULATIVE OCCUPIED OWNER	UNITS RENTER
2002	0006	18	SINGLE FAMILY HOUSING REHABILITATION	COM	14A	LMH	100,000.00	100.0	100,000.00	25	25	100.0	0	25
2002 TOTALS: BUDGETED/UNDERWAY							0.00	0.0	0.00	0	0	0.0	0	0
COMPLETED							100,000.00	100.0	100,000.00	25	25	100.0	0	25
							100,000.00	100.0	100,000.00	25	25	100.0	0	25
PGM YEAR	PROJ ID	IDIS ACT ID	ACTIVITY NAME	STATUS	MTX CD	NTL OBJ	Total EST. AMT	% CDBG	CDBG DRAWN AMOUNT	OCCUPIED TOTAL	UNITS L/M	% L/M	CUMULATIVE OCCUPIED OWNER	UNITS RENTER
2001	0006	10	SINGLE FAMILY HOUSING REHABILITATION	COM	14A	LMH	98,400.00	100.0	98,400.00	23	23	100.0	0	23
2001 TOTALS: BUDGETED/UNDERWAY							0.00	0.0	0.00	0	0	0.0	0	0
COMPLETED							98,400.00	100.0	98,400.00	23	23	100.0	0	23
							98,400.00	100.0	98,400.00	23	23	100.0	0	23



U.S. Department of Housing and Urban Development
Office of Community Planning and Development
Integrated Disbursement and Information System
CDBG Activity Summary Report (GPR) for Program Year 2016
SUGAR LAND

Date: 06-Dec-2017
Time: 7:39
Page: 1

PGM Year: 2014
Project: 0001 - Design of Lonnie Green Park Improvements
IDIS Activity: 127 - Design of Lonnie Green Park Improvements

Status: Completed 9/30/2017 12:00:00 AM
Location: 130 1st St Sugar Land, TX 77498-3004

Objective: Create suitable living environments
Outcome: Sustainability
Matrix Code: Parks, Recreational Facilities (03F)

National Objective: LMA

Initial Funding Date: 01/17/2015

Description:

Design for Lonnie Green Park Improvements to provide updated equipment and increase accessibility.
Design for park improvements will total \$35,000 in PY2014 with \$88,395 set aside for construction in future program year.

Financing

	Fund Type	Grant Year	Grant	Funded Amount	Drawn In Program Year	Drawn Thru Program Year
CDBG	EN	Pre-2015		\$33,831.32	\$0.00	\$0.00
		2011	B11MC480041		\$0.00	\$15,839.75
		2012	B12MC480041		\$0.00	\$8,637.68
		2013	B13MC480041		\$0.00	\$5,468.44
		2014	B14MC480041		\$2,693.18	\$3,885.45
Total	Total			\$33,831.32	\$2,693.18	\$33,831.32

Proposed Accomplishments

Public Facilities : 915
Total Population in Service Area: 915
Census Tract Percent Low / Mod: 37.16

Annual Accomplishments

Years	Accomplishment Narrative	# Benefitting
2014	During the 2014 Program Year, the City of Sugar Land's community development, engineering and parks staff worked with a design professional to design improvements for Lonnie Green Park. Schematic design is complete and pending community input for final construction documents. Accomplishments completed under this project will be reported in the Lonnie Green Park Improvements Project to be started during the 2015 Program Year.	
2015	During the 2015 Program Year, the design of Lonnie Green Park improvements was completed following public input. Accomplishments completed under this project will be reported in the Lonnie Green Park Improvements Project started during the 2015 Program Year but expected to be completed during the 2016 Program Year.	
2016	During Program Year 2016, the City of Sugar Land completed the design and construction of the Lonnie Green Park Improvements.	



U.S. Department of Housing and Urban Development
Office of Community Planning and Development
Integrated Disbursement and Information System
CDBG Activity Summary Report (GPR) for Program Year 2016
SUGAR LAND

Date: 06-Dec-2017
Time: 7:39
Page: 2

PGM Year: 2015
Project: 0001 - Construction of Lonnie Green Park Improvements
IDIS Activity: 134 - Construction of Lonnie Green Park Improvements

Status: Completed 9/30/2017 12:00:00 AM
Location: 130 1st St Sugar Land, TX 77498-3004

Objective: Create suitable living environments
Outcome: Sustainability
Matrix Code: Parks, Recreational Facilities (03F)

National Objective: LMA

Initial Funding Date: 11/08/2016

Description:

Lonnie Green Park Improvements will include updated equipment and increased accessibility.
Total allocation includes \$88,640 from PY2014 funding and \$115,791 from PY2015.

Financing

	Fund Type	Grant Year	Grant	Funded Amount	Drawn In Program Year	Drawn Thru Program Year
CDBG	EN	Pre-2015		\$88,640.44	\$0.00	\$0.00
		2014	B14MC480041		\$88,640.44	\$88,640.44
		2015	B15MC480041	\$115,790.56	\$115,790.56	\$115,790.56
Total	Total			\$204,431.00	\$204,431.00	\$204,431.00

Proposed Accomplishments

Public Facilities : 915

Total Population in Service Area: 915

Census Tract Percent Low / Mod: 37.16

Annual Accomplishments

Years	Accomplishment Narrative	# Benefitting
2015	During the 2015 Program Year, the City of Sugar Land's Neighborhood and Environmental Services, Engineering and Parks staff issued the bid to begin improvements for Lonnie Green Park, but bids received were over budget. The project scope underwent value engineering and the bid was reissued in search of more competitive pricing. Lonnie Green Park Improvements Project is expected to be completed during the 2016 Program Year.	
2016	During the 2016 Program Year, the City of Sugar Land completed improvements for Lonnie Green Park.	



U.S. Department of Housing and Urban Development
Office of Community Planning and Development
Integrated Disbursement and Information System
CDBG Activity Summary Report (GPR) for Program Year 2016
SUGAR LAND

Date: 06-Dec-2017
Time: 7:39
Page: 3

PGM Year: 2016
Project: 0006 - Administration
IDIS Activity: 140 - Administration

Status: Completed 9/30/2017 12:00:00 AM
Location: ,

Objective:
Outcome:
Matrix Code: General Program Administration (21A) **National Objective:**

Initial Funding Date: 11/17/2016

Description:

The City of Sugar Land will utilize CDBG funding to provide administrative services to deliver the CDBG program successfully and in full compliance with all HUD and federal regulations.

Financing

	Fund Type	Grant Year	Grant	Funded Amount	Drawn In Program Year	Drawn Thru Program Year
CDBG	EN	2016	B16MC480041	\$52,000.00	\$52,000.00	\$52,000.00
Total	Total			\$52,000.00	\$52,000.00	\$52,000.00

Proposed Accomplishments

Actual Accomplishments

Number assisted:

	Owner		Renter		Total		Person	
	Total	Hispanic	Total	Hispanic	Total	Hispanic	Total	Hispanic
White:					0	0		
Black/African American:					0	0		
Asian:					0	0		
American Indian/Alaskan Native:					0	0		
Native Hawaiian/Other Pacific Islander:					0	0		
American Indian/Alaskan Native & White:					0	0		
Asian White:					0	0		
Black/African American & White:					0	0		
American Indian/Alaskan Native & Black/African American:					0	0		
Other multi-racial:					0	0		
Asian/Pacific Islander:					0	0		
Hispanic:					0	0		
Total:	0	0	0	0	0	0	0	0
Female-headed Households:					0			



U.S. Department of Housing and Urban Development
Office of Community Planning and Development
Integrated Disbursement and Information System
CDBG Activity Summary Report (GPR) for Program Year 2016
SUGAR LAND

Date: 06-Dec-2017

Time: 7:39


Page: 4

Income Category:

	Owner	Renter	Total	Person
Extremely Low			0	
Low Mod			0	
Moderate			0	
Non Low Moderate			0	
Total	0	0	0	0
Percent Low/Mod				

Annual Accomplishments

No data returned for this view. This might be because the applied filter excludes all data.



U.S. Department of Housing and Urban Development
Office of Community Planning and Development
Integrated Disbursement and Information System
CDBG Activity Summary Report (GPR) for Program Year 2016
SUGAR LAND

Date: 06-Dec-2017
Time: 7:39
Page: 5

PGM Year: 2016
Project: 0005 - Fort Bend CORPS, Home Rehabilitation Program
IDIS Activity: 141 - Home Rehabilitation Program

Status: Completed 9/30/2017 12:00:00 AM
Location: 506 Pine St Sugar Land, TX 77498-2965

Objective: Provide decent affordable housing
Outcome: Sustainability
Matrix Code: Rehab; Single-Unit Residential (14A) **National Objective:** LMH

Initial Funding Date: 11/17/2016

Description:
The Fort Bend CORPS will utilize CDBG funding to conduct minor housing rehabilitation to 8 homes owned and occupied by low to moderate income families.

Financing

	Fund Type	Grant Year	Grant	Funded Amount	Drawn In Program Year	Drawn Thru Program Year
CDBG	EN	2016	B16MC480041	\$72,188.39	\$72,188.39	\$72,188.39
Total	Total			\$72,188.39	\$72,188.39	\$72,188.39

Proposed Accomplishments

Housing Units : 8

Actual Accomplishments

Number assisted:

	Owner		Renter		Total		Person	
	Total	Hispanic	Total	Hispanic	Total	Hispanic	Total	Hispanic
White:	6	3	0	0	6	3	0	0
Black/African American:	0	0	0	0	0	0	0	0
Asian:	2	0	0	0	2	0	0	0
American Indian/Alaskan Native:	0	0	0	0	0	0	0	0
Native Hawaiian/Other Pacific Islander:	0	0	0	0	0	0	0	0
American Indian/Alaskan Native & White:	0	0	0	0	0	0	0	0
Asian White:	0	0	0	0	0	0	0	0
Black/African American & White:	0	0	0	0	0	0	0	0
American Indian/Alaskan Native & Black/African American:	0	0	0	0	0	0	0	0
Other multi-racial:	0	0	0	0	0	0	0	0
Asian/Pacific Islander:	0	0	0	0	0	0	0	0
Hispanic:	0	0	0	0	0	0	0	0
Total:	8	3	0	0	8	3	0	0
Female-headed Households:	5		0		5			



U.S. Department of Housing and Urban Development
Office of Community Planning and Development
Integrated Disbursement and Information System
CDBG Activity Summary Report (GPR) for Program Year 2016
SUGAR LAND

Date: 06-Dec-2017

Time: 7:39


Page: 6

Income Category:

	Owner	Renter	Total	Person
Extremely Low	6	0	6	0
Low Mod	0	0	0	0
Moderate	2	0	2	0
Non Low Moderate	0	0	0	0
Total	8	0	8	0
Percent Low/Mod	100.0%		100.0%	

Annual Accomplishments

Years	Accomplishment Narrative	# Benefitting
2016	During Program Year 2016, Fort Bend CORPS completed minor rehabilitation of eight (8) owner-occupied homes.	



U.S. Department of Housing and Urban Development
Office of Community Planning and Development
Integrated Disbursement and Information System
CDBG Activity Summary Report (GPR) for Program Year 2016
SUGAR LAND

Date: 06-Dec-2017
Time: 7:39
Page: 7

PGM Year: 2016
Project: 0004 - Child Advocates of Fort Bend, Court Appointed Special Advocates
IDIS Activity: 142 - Court Appointed Special Advocates

Status: Completed 9/30/2017 12:00:00 AM
Location: 5403 Avenue N Rosenberg, TX 77471-5644

Objective: Create suitable living environments
Outcome: Availability/accessibility
Matrix Code: Abused and Neglected Children (05N) **National Objective:** LMC

Initial Funding Date: 11/17/2016

Description:

Child Advocates of Fort Bend will utilize CDBG funding to provide advocacy & support services for 20 abused and neglected children.

Financing

	Fund Type	Grant Year	Grant	Funded Amount	Drawn In Program Year	Drawn Thru Program Year
CDBG	EN	2016	B16MC480041	\$1,895.52	\$1,895.52	\$1,895.52
Total	Total			\$1,895.52	\$1,895.52	\$1,895.52

Proposed Accomplishments

People (General) : 20

Actual Accomplishments

Number assisted:

	Owner		Renter		Total		Person	
	Total	Hispanic	Total	Hispanic	Total	Hispanic	Total	Hispanic
White:	0	0	0	0	0	0	6	0
Black/African American:	0	0	0	0	0	0	0	0
Asian:	0	0	0	0	0	0	1	0
American Indian/Alaskan Native:	0	0	0	0	0	0	0	0
Native Hawaiian/Other Pacific Islander:	0	0	0	0	0	0	0	0
American Indian/Alaskan Native & White:	0	0	0	0	0	0	0	0
Asian White:	0	0	0	0	0	0	0	0
Black/African American & White:	0	0	0	0	0	0	0	0
American Indian/Alaskan Native & Black/African American:	0	0	0	0	0	0	0	0
Other multi-racial:	0	0	0	0	0	0	0	0
Asian/Pacific Islander:	0	0	0	0	0	0	0	0
Hispanic:	0	0	0	0	0	0	0	0
Total:	0	0	0	0	0	0	7	0
Female-headed Households:	0		0		0			



U.S. Department of Housing and Urban Development
Office of Community Planning and Development
Integrated Disbursement and Information System
CDBG Activity Summary Report (GPR) for Program Year 2016
SUGAR LAND

Date: 06-Dec-2017

Time: 7:39

Page: 8

Income Category:

	Owner	Renter	Total	Person
Extremely Low	0	0	0	7
Low Mod	0	0	0	0
Moderate	0	0	0	0
Non Low Moderate	0	0	0	0
Total	0	0	0	7
Percent Low/Mod				100.0%

Annual Accomplishments

Years	Accomplishment Narrative	# Benefitting
2016	During Program Year 2016, this program served 7 abused and neglected children with advocacy & support services.	



U.S. Department of Housing and Urban Development
Office of Community Planning and Development
Integrated Disbursement and Information System
CDBG Activity Summary Report (GPR) for Program Year 2016
SUGAR LAND

Date: 06-Dec-2017
Time: 7:39
Page: 9

PGM Year: 2016
Project: 0003 - Literacy Council of Fort Bend, Literacy Tutoring
IDIS Activity: 143 - Literacy Tutoring

Status: Completed 9/30/2017 12:00:00 AM
Location: 12530 Emily Ct Sugar Land, TX 77478-3142

Objective: Create economic opportunities
Outcome: Availability/accessibility
Matrix Code: Employment Training (05H)

National Objective: LMC

Initial Funding Date: 11/17/2016

Description:

The Literacy Council of Fort Bend County will utilize CDBG funding to carry out literacy programs for 60 Sugar Land clients and also provide GED prep courses for those clients interested in completing the program.

Financing

	Fund Type	Grant Year	Grant	Funded Amount	Drawn In Program Year	Drawn Thru Program Year
CDBG	EN	2016	B16MC480041	\$11,875.00	\$11,875.00	\$11,875.00
Total	Total			\$11,875.00	\$11,875.00	\$11,875.00


Proposed Accomplishments

People (General) : 60

Actual Accomplishments

Number assisted:

	Owner		Renter		Total		Person	
	Total	Hispanic	Total	Hispanic	Total	Hispanic	Total	Hispanic
White:	0	0	0	0	0	0	27	17
Black/African American:	0	0	0	0	0	0	0	0
Asian:	0	0	0	0	0	0	31	0
American Indian/Alaskan Native:	0	0	0	0	0	0	0	0
Native Hawaiian/Other Pacific Islander:	0	0	0	0	0	0	0	0
American Indian/Alaskan Native & White:	0	0	0	0	0	0	0	0
Asian White:	0	0	0	0	0	0	0	0
Black/African American & White:	0	0	0	0	0	0	0	0
American Indian/Alaskan Native & Black/African American:	0	0	0	0	0	0	0	0
Other multi-racial:	0	0	0	0	0	0	0	0
Asian/Pacific Islander:	0	0	0	0	0	0	0	0
Hispanic:	0	0	0	0	0	0	0	0
Total:	0	0	0	0	0	0	58	17
Female-headed Households:	0		0		0			



U.S. Department of Housing and Urban Development
Office of Community Planning and Development
Integrated Disbursement and Information System
CDBG Activity Summary Report (GPR) for Program Year 2016
SUGAR LAND

Date: 06-Dec-2017

Time: 7:39

Page: 10

Income Category:

	Owner	Renter	Total	Person
Extremely Low	0	0	0	27
Low Mod	0	0	0	13
Moderate	0	0	0	18
Non Low Moderate	0	0	0	0
Total	0	0	0	58
Percent Low/Mod				100.0%

Annual Accomplishments

Years	Accomplishment Narrative	# Benefitting
2016	During Program Year 2016, this program provided adult literacy educational services to 58 low and moderate income individuals.	



U.S. Department of Housing and Urban Development
Office of Community Planning and Development
Integrated Disbursement and Information System
CDBG Activity Summary Report (GPR) for Program Year 2016
SUGAR LAND

Date: 06-Dec-2017
Time: 7:39
Page: 11

PGM Year: 2016

Project: 0002 - Fort Bend Seniors Meals on Wheels

IDIS Activity: 144 - Meals on Wheels

Status: Completed 9/30/2017 12:00:00 AM

Location: 1330 Band Rd Rosenberg, TX 77471-9242

Objective: Create suitable living environments

Outcome: Availability/accessibility

Matrix Code: Senior Services (05A)

National Objective: LMCSV

Initial Funding Date: 11/17/2016

Description:

Fort Bend Seniors Meals on Wheels will provide home-delivered meals to 17 low and moderate income senior citizens and/or disabled persons within the City.

Financing

	Fund Type	Grant Year	Grant	Funded Amount	Drawn In Program Year	Drawn Thru Program Year
CDBG	EN	2016	B16MC480041	\$19,964.67	\$19,964.67	\$19,964.67
Total	Total			\$19,964.67	\$19,964.67	\$19,964.67

Proposed Accomplishments

People (General) : 17

Actual Accomplishments

Number assisted:

	Owner		Renter		Total		Person	
	Total	Hispanic	Total	Hispanic	Total	Hispanic	Total	Hispanic
White:	0	0	0	0	0	0	29	7
Black/African American:	0	0	0	0	0	0	5	0
Asian:	0	0	0	0	0	0	4	0
American Indian/Alaskan Native:	0	0	0	0	0	0	0	0
Native Hawaiian/Other Pacific Islander:	0	0	0	0	0	0	0	0
American Indian/Alaskan Native & White:	0	0	0	0	0	0	0	0
Asian White:	0	0	0	0	0	0	0	0
Black/African American & White:	0	0	0	0	0	0	0	0
American Indian/Alaskan Native & Black/African American:	0	0	0	0	0	0	0	0
Other multi-racial:	0	0	0	0	0	0	0	0
Asian/Pacific Islander:	0	0	0	0	0	0	0	0
Hispanic:	0	0	0	0	0	0	0	0
Total:	0	0	0	0	0	0	38	7
Female-headed Households:	0		0		0			



U.S. Department of Housing and Urban Development
Office of Community Planning and Development
Integrated Disbursement and Information System
CDBG Activity Summary Report (GPR) for Program Year 2016
SUGAR LAND

Date: 06-Dec-2017

Time: 7:39

Page: 12

Income Category:

	Owner	Renter	Total	Person
Extremely Low	0	0	0	38
Low Mod	0	0	0	0
Moderate	0	0	0	0
Non Low Moderate	0	0	0	0
Total	0	0	0	38
Percent Low/Mod				100.0%

Annual Accomplishments

Years	Accomplishment Narrative	# Benefitting
2016	During Program Year 2016, this program provided meals to 38 elderly and disabled persons throughout the City of Sugar Land.	



U.S. Department of Housing and Urban Development
Office of Community Planning and Development
Integrated Disbursement and Information System
CDBG Activity Summary Report (GPR) for Program Year 2016
SUGAR LAND

Date: 06-Dec-2017
Time: 7:39
Page: 13

PGM Year: 2016
Project: 0001 - Covington Woods Street & Sidewalk Improvements
IDIS Activity: 145 - Covington Woods Street & Sidewalk Improvements

Status: Completed 9/30/2017 12:00:00 AM
Location: Cherrydown at Greywood and Pinecroft at sugar land, TX 77478

Objective: Create suitable living environments
Outcome: Sustainability
Matrix Code: Street Improvements (03K)
National Objective: LMA

Initial Funding Date: 11/17/2016

Description:

Covington Woods Street & Sidewalk Improvements will include street and sidewalk improvements, including 6 ramps for increased accessibility.

Financing

	Fund Type	Grant Year	Grant	Funded Amount	Drawn In Program Year	Drawn Thru Program Year
CDBG	EN	2016	B16MC480041	\$96,406.73	\$96,406.73	\$96,406.73
Total	Total			\$96,406.73	\$96,406.73	\$96,406.73

Proposed Accomplishments


People (General) : 965

Total Population in Service Area: 965

Census Tract Percent Low / Mod: 25.39

Annual Accomplishments

Years	Accomplishment Narrative	# Benefitting
2016	During Program Year 2016, the City of Sugar Land completed street and sidewalk improvements within the Covington Woods subdivision.	



U.S. Department of Housing and Urban Development
Office of Community Planning and Development
Integrated Disbursement and Information System
CDBG Activity Summary Report (GPR) for Program Year 2016
SUGAR LAND

Date: 06-Dec-2017

Time: 7:39

Page: 14


Total Funded Amount:	\$492,592.63
Total Drawn Thru Program Year:	\$492,592.63
Total Drawn In Program Year:	\$461,454.49

PUBLISHER'S AFFIDAVIT

THE STATE OF TEXAS
COUNTIES OF HARRIS AND FORT BEND

Before me, the undersigned authority, on this day personally appeared Frank Vasquez, who being by me duly sworn, deposes and says that he is the Publisher of the FORT BEND STAR and the FORT BEND/SOUTHWEST STAR, that said newspaper (i) devote not less that 25% of its total column lineage to general interest items, (ii) are published once each week, (iii) are entered as second-class postal matter in the Fort Bend County and Harris County, Texas and (iv) were published regularly and continuously in Fort Bend County and Harris County, Texas since 1978 and that the attached notice was published in said newspapers on the following date(s) to wit:

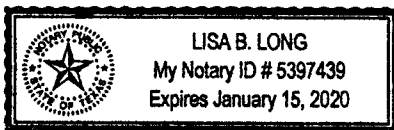
November 15, 2017


Frank Vasquez, Publisher

Subscribed and sworn to before me this 15th day of November, A.D., 2017.


Lisa B. Long, Notary Public

My commission expires:



**NOTICE OF RELEASE FOR PUBLIC REVIEW AND COMMENT CITY
OF SUGAR LAND PROGRAM YEAR 2016 CONSOLIDATED ANNUAL
PERFORMANCE AND EVALUATION REPORT (CAPER).**

COMMUNITY DEVELOPMENT BLOCK GRANT PROGRAM

The City of Sugar Land, Texas has prepared its Consolidated Annual Performance and Evaluation Report (CAPER) of the Community Development Block Grant (CDBG) program for the period of October 1, 2016 through September 30, 2017. Pursuant to 24 CFR 91.520, the City will submit the CAPER to the U.S. Department of Housing and Urban Development (HUD) by December 29, 2017. The purpose of the CAPER is to provide the City of Sugar Land with an opportunity to annually evaluate its overall progress in carrying out priorities and objectives identified in the City's HUD-approved Consolidated Plan and to report the progress to HUD and the citizens of Sugar Land.

The City of Sugar Land actively encourages ongoing citizen participation and feedback. All residents are invited to comment on the CAPER by mail or fax during the period of November 16, 2017 through November 30, 2017. A draft of the CAPER may be found on the City website at www.sugarlandtx.gov and in the Office of the City Secretary, City of Sugar Land, City Hall, 2700 Town Center Boulevard North, Suite 122, Sugar Land, Texas 77479. Residents may send comments to the City of Sugar Land Environmental & Neighborhood Services Department at P.O. Box 110, Sugar Land, Texas 77487 0110. Residents may also fax comments to the City at (281) 275 2360. Any comments received will be forwarded to the regional HUD office.

In compliance with the Americans with Disabilities Act, this facility is wheelchair accessible and accessible parking spaces are available. The City of Sugar Land will provide reasonable accommodations for persons with disabilities needing auxiliary aid, service or other accommodation. For more information concerning the CAPER report, the CDBG program, or to request special accommodations, please contact the City of Sugar Land Environmental & Neighborhood Services Department at (281) 275-2172.

TEXAS COMMISSION ON ENVIRONMENTAL QUALITY

NOTICE OF RECEIPT OF APPLICATION AND
INTENT TO OBTAIN WATER QUALITY PERMIT
AMENDMENT

PERMIT NO. WQ0014064001

APPLICATION. Stafford Mobile Home Park, Inc., 6804 Bintliff Drive, Houston, Texas 77074, has applied to the Texas Commission on Environmental Quality (TCEQ) to amend Texas Pollutant Discharge Elimination System (TPDES) Permit No. WQ0014064001 (EPA I.D. No. TX0117358) to authorize an increase in the discharge of treated wastewater to a volume not to exceed a daily average flow of 75,000 gallons per day. The domestic wastewater treatment facility is located at 3411 Fifth Street, Stafford, in Fort Bend County, Texas 77477. The discharge route is from the plant site to Stafford Run Creek; thence to Upper Oyster Creek. TCEQ received this application on September 26, 2017. The permit application is available for viewing and copying at the Fort Bend County Sienna Branch Library, 8411 Sienna Springs Boulevard, Missouri City, Texas. This link to an electronic map of the site or facility's general location is provided as a public courtesy and not part of the application or notice. For exact location, refer to application. <http://www.tceq.texas.gov/assets/public/hb610/index.html?lat=29.593289&lng=-95.553019&zoom=13&type=r>

ADDITIONAL NOTICE. TCEQ's Executive Director has determined the application is administratively complete and will conduct a technical review of the application. After technical review of the application is complete, the Executive Director may prepare a draft permit and will issue a preliminary decision on the application. Notice of the Application and Preliminary Decision will be published and mailed to those who are on the county-wide mailing list and to those who are on the mailing list for this application. That notice will contain the deadline for submitting public comments.

PUBLIC COMMENT / PUBLIC MEETING. You may submit public comments or request a public meeting on this application. The purpose of a public meeting is to provide the opportunity to submit comments or to ask questions about the application. TCEQ will hold a public meeting if the Executive Director determines that there is a significant degree of public interest in the application or if requested by a local legislator. A public meeting is not a contested case hearing.

OPPORTUNITY FOR A CONTESTED CASE HEARING. After the deadline for submitting public comments, the Executive Director will consider all timely comments and prepare a response to all relevant and material, or significant public comments. **Unless the application is directly referred for a contested case hearing, the response to comments, and the Executive Director's decision on the application, will be mailed to everyone who submitted public comments and to those persons who are on the mailing list for this application. If comments are received, the mailing will also provide instructions for requesting reconsideration of the Executive Director's decision and for requesting a contested case hearing.** A contested case hearing is a legal proceeding similar to a civil trial in state district court.

TO REQUEST A CONTESTED CASE HEARING, YOU MUST INCLUDE THE FOLLOWING ITEMS IN YOUR REQUEST: your name, address, phone number; applicant's name and proposed permit number; the location and distance of your property/activities relative to the proposed facility; a specific description of how you would be adversely affected by the facility in a way not common to the general public; a list of all disputed issues of fact that you submit during the comment period and, the statement "[I/we] request a contested case hearing." If the request for contested case hearing is filed on behalf of a group or association, the request must designate the group's representative for receiving future correspondence; identify by name and physical address an individual member of the group who would be adversely affected by the proposed facility or activity; provide the information discussed above regarding the affected member's location and distance from the facility or activity; explain how and why the member would be affected; and explain how the interests the group seeks to protect are relevant to the group's purpose.

Following the close of all applicable comment and request periods, the Executive Director will forward the application and any requests for reconsideration or for a contested case hearing to the TCEQ Commissioners for their consideration at a scheduled Commission meeting.

The Commission may only grant a request for a contested case hearing on issues the requestor submitted in their timely comments that were not subsequently withdrawn. **If a hearing is granted, the subject of a hearing will be limited to disputed issues of fact or mixed questions of fact and law relating to relevant and material water quality concerns submitted during the comment period.**

MAILING LIST. If you submit public comments, a request for a contested case hearing or a reconsideration of the Executive Director's decision, you will be added to the mailing list for this specific application to receive future public notices mailed by the Office of the Chief Clerk. In addition, you may request to be placed on: (1) the permanent mailing list for a specific applicant name and permit number; and/or (2) the mailing list for a specific county. If you wish to be placed on the permanent and/or the county mailing list, clearly specify which list(s) and send your request to TCEQ Office of the Chief Clerk at the address below.

INFORMATION AVAILABLE ONLINE. For details about the status of the application, visit the Commissioners' Integrated Database at www.tceq.texas.gov/goto/cid. Search the database using the permit number for this application, which is provided at the top of this notice.

AGENCY CONTACTS AND INFORMATION. All public comments and requests must be submitted either electronically at www.tceq.texas.gov/about/comments.html, or in writing to the Texas Commission on Environmental Quality, Office of the Chief Clerk, MC-105, P.O. Box 13087, Austin, Texas 78711-3087. Please be aware that any contact information you provide, including your name, phone number, email address and physical address will become part of the agency's public record. For more information about this permit application or the permitting process, please call the TCEQ Public Education Program, Toll Free, at 1-800-687-4040 or visit their website at www.tceq.texas.gov/goto/pep. Si desea información en Español, puede llamar al 1-800-687-4040. Further information may also be obtained from Stafford Mobile Home Park, Inc. at the address stated above or by calling Mr. Niranjana Patel at 281-630-3875.

Issuance Date: November 6, 2017

NOTICE OF RECEIPT OF APPLICATION AND
INTENT TO OBTAIN WATER QUALITY PERMIT
AMENDMENT

PERMIT NO. WQ0014064001

APPLICATION. Stafford Mobile Home Park, Inc., 6804 Bintliff Drive, Houston, Texas 77074, has applied to the Texas Commission on Environmental Quality (TCEQ) to amend Texas Pollutant Discharge Elimination System (TPDES) Permit No. WQ0014064001 (EPA I.D. No. TX0117358) to authorize an increase in the discharge of treated wastewater to a volume not to exceed a daily average flow of 75,000 gallons per day. The domestic wastewater treatment facility is located at 3411 Fifth Street, Stafford, in Fort Bend County, Texas 77477. The discharge route is from the plant site to Stafford Run Creek; thence to Upper Oyster Creek. TCEQ received this application on September 26, 2017. The permit application is available for viewing and copying at the Fort Bend County Sienna Branch Library, 8411 Sienna Springs Boulevard, Missouri City, Texas. This link to an electronic map of the site or facility's general location is provided as a public courtesy and not part of the application or notice. For exact location, refer to application. <http://www.tceq.texas.gov/assets/public/hb610/index.html?lat=29.593289&lng=-95.553019&zoom=13&type=r>

ADDITIONAL NOTICE. TCEQ's Executive Director has determined the application is administratively complete and will conduct a technical review of the application. After technical review of the application is complete, the Executive Director may prepare a draft permit and will issue a preliminary decision on the application. Notice of the Application and Preliminary Decision will be published and mailed to those who are on the county-wide mailing list and to those who are on the mailing list for this application. That notice will contain the deadline for submitting public comments.

PUBLIC COMMENT / PUBLIC MEETING. You may submit public comments or request a public meeting on this application. The purpose of a public meeting is to provide the opportunity to submit comments or to ask questions about the application. TCEQ will hold a public meeting if the Executive Director determines that there is a significant degree of public interest in the application or if requested by a local legislator. A public meeting is not a contested case hearing.

OPPORTUNITY FOR A CONTESTED CASE HEARING. After the deadline for submitting public comments, the Executive Director will consider all timely comments and prepare a response to all relevant and material, or significant public comments. **Unless the application is directly referred for a contested case hearing, the response to comments, and the Executive Director's decision on the application, will be mailed to everyone who submitted public comments and to those persons who are on the mailing list for this application. If comments are received, the mailing will also provide instructions for requesting reconsideration of the Executive Director's decision and for requesting a contested case hearing.** A contested case hearing is a legal proceeding similar to a civil trial in state district court.

TO REQUEST A CONTESTED CASE HEARING, YOU MUST INCLUDE THE FOLLOWING ITEMS IN YOUR REQUEST: your name, address, phone number; applicant's name and proposed permit number; the location and distance of your property/activities relative to the proposed facility; a specific description of how you would be adversely affected by the facility in a way not common to the general public; a list of all disputed issues of fact that you submit during the comment period and, the statement "[I/we] request a contested case hearing." If the request for contested case hearing is filed on behalf of a group or association, the request must designate the group's representative for receiving future correspondence; identify by name and physical address an individual member of the group who would be adversely affected by the proposed facility or activity; provide the information discussed above regarding the affected member's location and distance from the facility or activity; explain how and why the member would be affected; and explain how the interests the group seeks to protect are relevant to the group's purpose.

Following the close of all applicable comment and request periods, the Executive Director will forward the application and any requests for reconsideration or for a contested case hearing to the TCEQ Commissioners for their consideration at a scheduled Commission meeting.

The Commission may only grant a request for a contested case hearing on issues the requestor submitted in their timely comments that were not subsequently withdrawn. **If a hearing is granted, the subject of a hearing will be limited to disputed issues of fact or mixed questions of fact and law relating to relevant and material water quality concerns submitted during the comment period.**

MAILING LIST. If you submit public comments, a request for a contested case hearing or a reconsideration of the Executive Director's decision, you will be added to the mailing list for this specific application to receive future public notices mailed by the Office of the Chief Clerk. In addition, you may request to be placed on: (1) the permanent mailing list for a specific applicant name and permit number; and/or (2) the mailing list for a specific county. If you wish to be placed on the permanent and/or the county mailing list, clearly specify which list(s) and send your request to TCEQ Office of the Chief Clerk at the address below.

INFORMATION AVAILABLE ONLINE. For details about the status of the application, visit the Commissioners' Integrated Database at www.tceq.texas.gov/goto/cid. Search the database using the permit number for this application, which is provided at the top of this notice.

AGENCY CONTACTS AND INFORMATION. All public comments and requests must be submitted either electronically at www.tceq.texas.gov/about/comments.html, or in writing to the Texas Commission on Environmental Quality, Office of the Chief Clerk, MC-105, P.O. Box 13087, Austin, Texas 78711-3087. Please be aware that any contact information you provide, including your name, phone number, email address and physical address will become part of the agency's public record. For more information about this permit application or the permitting process, please call the TCEQ Public Education Program, Toll Free, at 1-800-687-4040 or visit their website at www.tceq.texas.gov/goto/pep. Si desea información en Español, puede llamar al 1-800-687-4040. Further information may also be obtained from Stafford Mobile Home Park, Inc. at the address stated above or by calling Mr. Niranjana Patel at 281-630-3875.

Issuance Date: November 6, 2017

NOTICE OF RECEIPT OF APPLICATION AND
INTENT TO OBTAIN WATER QUALITY PERMIT
AMENDMENT

PERMIT NO. WQ0014064001

APPLICATION. Stafford Mobile Home Park, Inc., 6804 Bintliff Drive, Houston, Texas 77074, has applied to the Texas Commission on Environmental Quality (TCEQ) to amend Texas Pollutant Discharge Elimination System (TPDES) Permit No. WQ0014064001 (EPA I.D. No. TX0117358) to authorize an increase in the discharge of treated wastewater to a volume not to exceed a daily average flow of 75,000 gallons per day. The domestic wastewater treatment facility is located at 3411 Fifth Street, Stafford, in Fort Bend County, Texas 77477. The discharge route is from the plant site to Stafford Run Creek; thence to Upper Oyster Creek. TCEQ received this application on September 26, 2017. The permit application is available for viewing and copying at the Fort Bend County Sienna Branch Library, 8411 Sienna Springs Boulevard, Missouri City, Texas. This link to an electronic map of the site or facility's general location is provided as a public courtesy and not part of the application or notice. For exact location, refer to application. <http://www.tceq.texas.gov/assets/public/hb610/index.html?lat=29.593289&lng=-95.553019&zoom=13&type=r>

ADDITIONAL NOTICE. TCEQ's Executive Director has determined the application is administratively complete and will conduct a technical review of the application. After technical review of the application is complete, the Executive Director may prepare a draft permit and will issue a preliminary decision on the application. Notice of the Application and Preliminary Decision will be published and mailed to those who are on the county-wide mailing list and to those who are on the mailing list for this application. That notice will contain the deadline for submitting public comments.

PUBLIC COMMENT / PUBLIC MEETING. You may submit public comments or request a public meeting on this application. The purpose of a public meeting is to provide the opportunity to submit comments or to ask questions about the application. TCEQ will hold a public meeting if the Executive Director determines that there is a significant degree of public interest in the application or if requested by a local legislator. A public meeting is not a contested case hearing.

OPPORTUNITY FOR A CONTESTED CASE HEARING. After the deadline for submitting public comments, the Executive Director will consider all timely comments and prepare a response to all relevant and material, or significant public comments. **Unless the application is directly referred for a contested case hearing, the response to comments, and the Executive Director's decision on the application, will be mailed to everyone who submitted public comments and to those persons who are on the mailing list for this application. If comments are received, the mailing will also provide instructions for requesting reconsideration of the Executive Director's decision and for requesting a contested case hearing.** A contested case hearing is a legal proceeding similar to a civil trial in state district court.

TO REQUEST A CONTESTED CASE HEARING, YOU MUST INCLUDE THE FOLLOWING ITEMS IN YOUR REQUEST: your name, address, phone number; applicant's name and proposed permit number; the location and distance of your property/activities relative to the proposed facility; a specific description of how you would be adversely affected by the facility in a way not common to the general public; a list of all disputed issues of fact that you submit during the comment period and, the statement "[I/we] request a contested case hearing." If the request for contested case hearing is filed on behalf of a group or association, the request must designate the group's representative for receiving future correspondence; identify by name and physical address an individual member of the group who would be adversely affected by the proposed facility or activity; provide the information discussed above regarding the affected member's location and distance from the facility or activity; explain how and why the member would be affected; and explain how the interests the group seeks to protect are relevant to the group's purpose.

Following the close of all applicable comment and request periods, the Executive Director will forward the application and any requests for reconsideration or for a contested case hearing to the TCEQ Commissioners for their consideration at a scheduled Commission meeting.

The Commission may only grant a request for a contested case hearing on issues the requestor submitted in their timely comments that were not subsequently withdrawn. **If a hearing is granted, the subject of a hearing will be limited to disputed issues of fact or mixed questions of fact and law relating to relevant and material water quality concerns submitted during the comment period.**

MAILING LIST. If you submit public comments, a request for a contested case hearing or a reconsideration of the Executive Director's decision, you will be added to the mailing list for this specific application to receive future public notices mailed by the Office of the Chief Clerk. In addition, you may request to be placed on: (1) the permanent mailing list for a specific applicant name and permit number; and/or (2) the mailing list for a specific county. If you wish to be placed on the permanent and/or the county mailing list, clearly specify which list(s) and send your request to TCEQ Office of the Chief Clerk at the address below.

INFORMATION AVAILABLE ONLINE. For details about the status of the application, visit the Commissioners' Integrated Database at www.tceq.texas.gov/goto/cid. Search the database using the permit number for this application, which is provided at the top of this notice.

AGENCY CONTACTS AND INFORMATION. All public comments and requests must be submitted either electronically at www.tceq.texas.gov/about/comments.html, or in writing to the Texas Commission on Environmental Quality, Office of the Chief Clerk, MC-105, P.O. Box 13087, Austin, Texas 78711-3087. Please be aware that any contact information you provide, including your name, phone number, email address and physical address will become part of the agency's public record. For more information about this permit application or the permitting process, please call the TCEQ Public Education Program, Toll Free, at 1-800-687-4040 or visit their website at www.tceq.texas.gov/goto/pep. Si desea información en Español, puede llamar al 1-800-687-4040. Further information may also be obtained from Stafford Mobile Home Park, Inc. at the address stated above or by calling Mr. Niranjana Patel at 281-630-3875.

Issuance Date: November 6, 2017

NOTICE OF RECEIPT OF APPLICATION AND
INTENT TO OBTAIN WATER QUALITY PERMIT
AMENDMENT

PERMIT NO. WQ0014064001

APPLICATION. Stafford Mobile Home Park, Inc., 6804 Bintliff Drive, Houston, Texas 77074, has applied to the Texas Commission on Environmental Quality (TCEQ) to amend Texas Pollutant Discharge Elimination System (TPDES) Permit No. WQ0014064001 (EPA I.D. No. TX0117358) to authorize an increase in the discharge of treated wastewater to a volume not to exceed a daily average flow of 75,000 gallons per day. The domestic wastewater treatment facility is located at 3411 Fifth Street, Stafford, in Fort Bend County, Texas 77477. The discharge route is from the plant site to Stafford Run Creek; thence to Upper Oyster Creek. TCEQ received this application on September 26, 2017. The permit application is available for viewing and copying at the Fort Bend County Sienna Branch Library, 8411 Sienna Springs Boulevard, Missouri City, Texas. This link to an electronic map of the site or facility's general location is provided as a public courtesy and not part of the application or notice. For exact location, refer to application. <http://www.tceq.texas.gov/assets/public/hb610/index.html?lat=29.593289&lng=-95.553019&zoom=13&type=r>

ADDITIONAL NOTICE. TCEQ's Executive Director has determined the application is administratively complete and will conduct a technical review of the application. After technical review of the application is complete, the Executive Director may prepare a draft permit and will issue a preliminary decision on the application. Notice of the Application and Preliminary Decision will be published and mailed to those who are on the county-wide mailing list and to those who are on the mailing list for this application. That notice will contain the deadline for submitting public comments.

PUBLIC COMMENT / PUBLIC MEETING. You may submit public comments or request a public meeting on this application. The purpose of a public meeting is to provide the opportunity to submit comments or to ask questions about the application. TCEQ will hold a public meeting if the Executive Director determines that there is a significant degree of public interest in the application or if requested by a local legislator. A public meeting is not a contested case hearing.

OPPORTUNITY FOR A CONTESTED CASE HEARING. After the deadline for submitting public comments, the Executive Director will consider all timely comments and prepare a response to all relevant and material, or significant public comments. **Unless the application is directly referred for a contested case hearing, the response to comments, and the Executive Director's decision on the application, will be mailed to everyone who submitted public comments and to those persons who are on the mailing list for this application. If comments are received, the mailing will also provide instructions for requesting reconsideration of the Executive Director's decision and for requesting a contested case hearing.** A contested case hearing is a legal proceeding similar to a civil trial in state district court.

TO REQUEST A CONTESTED CASE HEARING, YOU MUST INCLUDE THE FOLLOWING ITEMS IN YOUR REQUEST: your name, address, phone number; applicant's name and proposed permit number; the location and distance of your property/activities relative to the proposed facility; a specific description of how you would be adversely affected by the facility in a way not common to the general public; a list of all disputed issues of fact that you submit during the comment period and, the statement "[I/we] request a contested case hearing." If the request for contested case hearing is filed on behalf of a group or association, the request must designate the group's representative for receiving future correspondence; identify by name and physical address an individual member of the group who would be adversely affected by the proposed facility or activity; provide the information discussed above regarding the affected member's location and distance from the facility or activity; explain how and why the member would be affected; and explain how the interests the group seeks to protect are relevant to the group's purpose.

Following the close of all applicable comment and request periods, the Executive Director will forward the application and any requests for reconsideration or for a contested case hearing to the TCEQ Commissioners for their consideration at a scheduled Commission meeting.

The Commission may only grant a request for a contested case hearing on issues the requestor submitted in their timely comments that were not subsequently withdrawn. **If a hearing is granted, the subject of a hearing will be limited to disputed issues of fact or mixed questions of fact and law relating to relevant and material water quality concerns submitted during the comment period.**

MAILING LIST. If you submit public comments, a request for a contested case hearing or a reconsideration of the Executive Director's decision, you will be added to the mailing list for this specific application to receive future public notices mailed by the Office of the Chief Clerk. In addition, you may request to be placed on: (1) the permanent mailing list for a specific applicant name and permit number; and/or (2) the mailing list for a specific county. If you wish to be placed on the permanent and/or the county mailing list, clearly specify which list(s) and send your request to TCEQ Office of the Chief Clerk at the address below.

INFORMATION AVAILABLE ONLINE. For details about the status of the application, visit the Commissioners' Integrated Database at www.tceq.texas.gov/goto/cid. Search the database using the permit number for this application, which is provided at the top of this notice.

AGENCY CONTACTS AND INFORMATION. All public comments and requests must be submitted either electronically at www.tceq.texas.gov/about/comments.html, or in writing to the Texas Commission on Environmental Quality, Office of the Chief Clerk, MC-105, P.O. Box 13087, Austin, Texas 78711-3087. Please be aware that any contact information you provide, including your name, phone number, email address and physical address will become part of the agency's public record. For more information about this permit application or the permitting process, please call the TCEQ Public Education Program, Toll Free, at 1-800-687-4040 or visit their website at www.tceq.texas.gov/goto/pep. Si desea información en Español, puede llamar al 1-800-687-4040. Further information may also be obtained from Stafford Mobile Home Park, Inc. at the address stated above or by calling Mr. Niranjana Patel at 281-630-3875.

Issuance Date: November 6, 2017

CLASSIFIED



ADS



NOTICE OF PUBLIC HEARING

LAND USE PLAN UPDATE
CITY OF SUGAR LAND

City Council Public Hearing: 6:00 p.m., December 5, 2017, City of Sugar Land City Hall, 2700 Town Center Boulevard North, to hear all persons interested in the proposed update to the Land Use Plan. The Land Use Plan, also known as Chapter 6 of the City's Comprehensive Plan, outlines policy direction and guidance for land-use decisions; establishes a vision for land use; and identifies a work plan of projects to accomplish land-use goals. The Plan guides proactive responses to long-term market shifts and demographic trends -- with the goal of protecting single-family residential neighborhoods and ensuring Sugar Land continues to be a premier place to live, work, shop and play in the region. The proposed plan reflects extensive community input.

Learn more about the draft Land Use Plan by visiting the project webpage at www.sugarlandtx.gov/LandUsePlan, or by contacting the City of Sugar Land Planning Department by email at longrangeplanning@sugarlandtx.gov or phone (281) 275-2218. The agenda item for this meeting will be available on the City website at www.sugarlandtx.gov under "Meeting Agendas, Minutes, and Videos" no later than Friday, December 1, 2017.

NOTICE OF RELEASE FOR PUBLIC REVIEW AND COMMENT CITY
OF SUGAR LAND PROGRAM YEAR 2016 CONSOLIDATED ANNUAL
PERFORMANCE AND EVALUATION REPORT (CAPER)

COMMUNITY DEVELOPMENT BLOCK GRANT PROGRAM

The City of Sugar Land, Texas has prepared its Consolidated Annual Performance and Evaluation Report (CAPER) of the Community Development Block Grant (CDBG) program for the period of October 1, 2016 through September 30, 2017. Pursuant to 24 CFR 91.520, the City will submit the CAPER to the U.S. Department of Housing and Urban Development (HUD) by December 29, 2017. The purpose of the CAPER is to provide the City of Sugar Land with an opportunity to annually evaluate its overall progress in carrying out priorities and objectives identified in the City's HUD-approved Consolidated Plan and to report the progress to HUD and the citizens of Sugar Land.

The City of Sugar Land actively encourages ongoing citizen participation and feedback. All residents are invited to comment on the CAPER by mail or fax during the period of November 16, 2017 through November 30, 2017. A draft of the CAPER may be found on the City website at www.sugarlandtx.gov and in the Office of the City Secretary, City of Sugar Land, City Hall, 2700 Town Center Boulevard North, Suite 122, Sugar Land, Texas 77479. Residents may send comments to the City of Sugar Land Environmental & Neighborhood Services Department at P.O. Box 110, Sugar Land, Texas 77487 0110. Residents may also fax comments to the City at (281) 275 2360. Any comments received will be forwarded to the regional HUD office.

In compliance with the Americans with Disabilities Act, this facility is wheelchair accessible and accessible parking spaces are available. The City of Sugar Land will provide reasonable accommodations for persons with disabilities needing auxiliary aid, service or other accommodation. For more information concerning the CAPER report, the CDBG program, or to request special accommodations, please contact the City of Sugar Land Environmental & Neighborhood Services Department at (281) 275-2172.



NOTICE OF PUBLIC MEETING TO DISCUSS

The State Financial Accountability Rating for
Fort Bend Independent School District

5:30 P.M. on December 11, 2017

In the Board Room of the
FBISD Administration Building
16431 Lexington Blvd. • Sugar LandThe purpose of this meeting is to discuss
Fort Bend ISD's rating on the
State's Financial Accountability System

Public Encouraged to Attend

GARAGE SALES

GARAGE SALES

SAT 11/18 Only
PLANTATION PARK
8 AM - 2 PMMulti Family– Household, men's/
ladies' clothing/shoes, furniture,
holiday, garage items.2718 Gregway Ln, M.C.
LARGE SELECTION
No early birds, pleaseNotice of
Nondiscriminatory
Policy as to Students

The School for Little Children at Sugar Land United Methodist Church admits students of any race, color, national and ethnic origin to all the rights, privileges, programs, and activities generally accorded or made available to students at the school. It does not discriminate on the basis of race, color, national and ethnic origin in administration of its educational policies, admissions policies, scholarship and loan programs, and athletic and other school-administered programs.

GARAGE SALES

Saturday, Nov. 18

8am – 1pm

26 Willow Bay Dr.
Missouri CityPlantation Bend 1919 Plantation Bend Dr.
Fri/Sat 11/18 & 18.Kids clothes, toys, Wii games, legos,
skylanders. Christmas
Décor, housewares, clothes,
Nikon camera, miscNOTICE OF RECEIPT OF APPLICATION AND
INTENT TO OBTAIN WATER QUALITY PERMIT
AMENDMENT

PERMIT NO. WQ0014064001

APPLICATION. Stafford Mobile Home Park, Inc., 6804 Bintliff Drive, Houston, Texas 77074, has applied to the Texas Commission on Environmental Quality (TCEQ) to amend Texas Pollutant Discharge Elimination System (TPDES) Permit No. WQ0014064001 (EPA I.D. No. TX0117358) to authorize an increase in the discharge of treated wastewater to a volume not to exceed a daily average flow of 75,000 gallons per day. The domestic wastewater treatment facility is located at 3411 Fifth Street, Stafford, in Fort Bend County, Texas 77477. The discharge route is from the plant site to Stafford Run Creek; thence to Upper Oyster Creek. TCEQ received this application on September 26, 2017. The permit application is available for viewing and copying at the Fort Bend County Sienna Branch Library, 8411 Sienna Springs Boulevard, Missouri City, Texas. This link to an electronic map of the site or facility's general location is provided as a public courtesy and not part of the application or notice. For exact location, refer to application. <http://www.tceq.texas.gov/assets/public/hb610/index.html?lat=29.593289&lng=-95.553019&zoom=13&type=r>

ADDITIONAL NOTICE. TCEQ's Executive Director has determined the application is administratively complete and will conduct a technical review of the application. After technical review of the application is complete, the Executive Director may prepare a draft permit and will issue a preliminary decision on the application. Notice of the Application and Preliminary Decision will be published and mailed to those who are on the county-wide mailing list and to those who are on the mailing list for this application. That notice will contain the deadline for submitting public comments.

PUBLIC COMMENT / PUBLIC MEETING. You may submit public comments or request a public meeting on this application. The purpose of a public meeting is to provide the opportunity to submit comments or to ask questions about the application. TCEQ will hold a public meeting if the Executive Director determines that there is a significant degree of public interest in the application or if requested by a local legislator. A public meeting is not a contested case hearing.

OPPORTUNITY FOR A CONTESTED CASE HEARING. After the deadline for submitting public comments, the Executive Director will consider all timely comments and prepare a response to all relevant and material, or significant public comments. **Unless the application is directly referred for a contested case hearing, the response to comments, and the Executive Director's decision on the application, will be mailed to everyone who submitted public comments and to those persons who are on the mailing list for this application. If comments are received, the mailing will also provide instructions for requesting reconsideration of the Executive Director's decision and for requesting a contested case hearing.** A contested case hearing is a legal proceeding similar to a civil trial in state district court.

TO REQUEST A CONTESTED CASE HEARING, YOU MUST INCLUDE THE FOLLOWING ITEMS IN YOUR REQUEST: your name, address, phone number; applicant's name and proposed permit number; the location and distance of your property/activities relative to the proposed facility; a specific description of how you would be adversely affected by the facility in a way not common to the general public; a list of all disputed issues of fact that you submit during the comment period and, the statement "[I/we] request a contested case hearing." If the request for contested case hearing is filed on behalf of a group or association, the request must designate the group's representative for receiving future correspondence; identify by name and physical address an individual member of the group who would be adversely affected by the proposed facility or activity; provide the information discussed above regarding the affected member's location and distance from the facility or activity; explain how and why the member would be affected; and explain how the interests the group seeks to protect are relevant to the group's purpose.

Following the close of all applicable comment and request periods, the Executive Director will forward the application and any requests for reconsideration or for a contested case hearing to the TCEQ Commissioners for their consideration at a scheduled Commission meeting.

The Commission may only grant a request for a contested case hearing on issues the requestor submitted in their timely comments that were not subsequently withdrawn. **If a hearing is granted, the subject of a hearing will be limited to disputed issues of fact or mixed questions of fact and law relating to relevant and material water quality concerns submitted during the comment period.**

MAILING LIST. If you submit public comments, a request for a contested case hearing or a reconsideration of the Executive Director's decision, you will be added to the mailing list for this specific application to receive future public notices mailed by the Office of the Chief Clerk. In addition, you may request to be placed on: (1) the permanent mailing list for a specific applicant name and permit number; and/or (2) the mailing list for a specific county. If you wish to be placed on the permanent and/or the county